



# Tube Modulator

(VST2, VST3, AU, AAX)

produced by Luca Capozzi (Audiority), February 2018.

**Current Manual version:** v1.2.1 (updated May 2020)

**Tube Modulator** is a collection of several tremolo, vibrato and spatial position effect circuits ranging from the late '50s tube bias tremolo to the late '60s psychedelic vibe pedals.

**Tube Modulator** spatial effects includes a panner, a rotary speaker and a wide stereo “wow & flutter” simulators.

A wide **XY scope** will show you the current amplitude and spatial position modulation to get instant feedback of your settings.

Due to its nature, **Tube Modulator** is *Colored by Design*, adding a great amount of warmth and color to your signal.

Please, read carefully both product specifications and system requirements **before** purchasing any **Audiority** product.

# Tube Modulator

produced by Audiority, February 2018.

## Credits

Code & DSP: Luca Capozzi (Progsounds Limited t/a Audiority), February 2018.

GUI Design: Luca Capozzi

Published by Progsounds Limited t/a Audiority

Copyright © 2018 – Progsounds Limited t/a Audiority – All rights reserved.

Copyright © 2018-2020 – Audiority Srls – All rights reserved.

## Specifications

- 7 Tremolo / Vibrato modes
- 3 Spatial Position effects
- 11 Waveforms LFO
- XY Scope
- Parameters Linking
- Tempo Sync
- Colored by Design

## System Requirements

### PC

- Windows 7 64bit or later
- Intel i5 or equivalent
- 2 GB RAM
- Screen resolution: 1024×768
- VST2, VST3, AAX 64-bit host

### MAC

- OSX 10.8 or later
- Intel i5 or equivalent
- 2 GB RAM
- Screen resolution: 1024×768
- VST2, VST3, AU, AAX 64-bit host

## **FILE LOCATIONS**

### **Mac**

All presets, license, IR files and settings are located in:  
/Users/Shared/Audiority/

AAX and VST plugins will be placed in their own Audiority sub-folder located in:

AAX: /Library/Application Support/Avid/Audio/Plug-Ins/Audiority

VST: /Library/Audio/Plug-Ins/VST/Audiority

### **PC**

All presets, license, IR files and settings are located to:  
C:\Users\Public\Public Documents\Audiority

AAX and VST plugins will be placed in their own Audiority sub-folder, usually located in:

AAX: C:\Program Files\Avid\Audio\Plug-Ins\Audiority

VST: {Your VST Path}\Audiority

## PLUGIN ACTIVATION



Once you install and open the plugin for the first time, it will be in **Demo Mode** until a license file is loaded. In Demo Mode the plugin will output 3 seconds of silence every minute.

You can activate the plugin either OFFLINE or ONLINE.

### OFFLINE ACTIVATION

If you purchased the plugin from our site, you should have received an email to download the installers and the license file. Save the license file you got with your purchase email (or via our User Area) anywhere on your computer.

Then, to activate the plugin, click on the **Audiority** logo and select "**Register**". The Registration window will pop up allowing you to load the license file you got while purchasing the plugin by clicking the "**Load License**" button.

**NOTE:** If you purchased the plugin from one of our dealers, please check the "**USER AREA AND REDEEM CODES**" section below.

### ONLINE ACTIVATION

If you are registered to our User Area, then you can activate the plugin online.



Insert your Username (or email address), your password and click the "**Login**" button. The license file will be automatically delivered in your computer and the plugin will be activated.

## USER AREA AND REDEEM CODES

If you purchased from one of our dealers, then you should have received an email with a redeem code. This code is required to deposit a license in your User Area account and let you download the license file or activate the plugin online.

If you don't have an User Area account yet, please follow these steps:

- 1) Go to <https://www.audiority.com/register> and fill out the signup form.

**IMPORTANT:** Please be sure to register with the **e-mail address you use for your purchases**, otherwise your products will not show. Since we use reCAPTCHA for registration only, please temporarily disable any ad blocker you are using.

**Username**

**First Name**

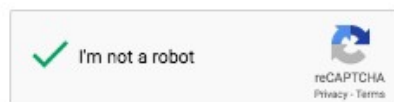
**Last Name**

**Purchase E-mail Address**

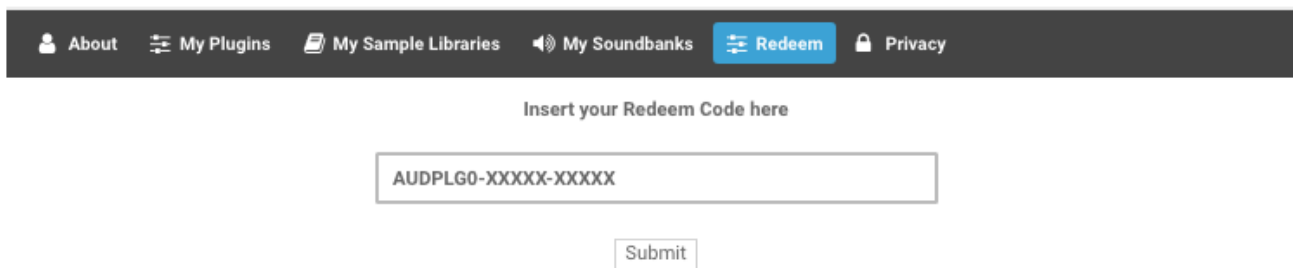
**Password**

**Confirm Password**

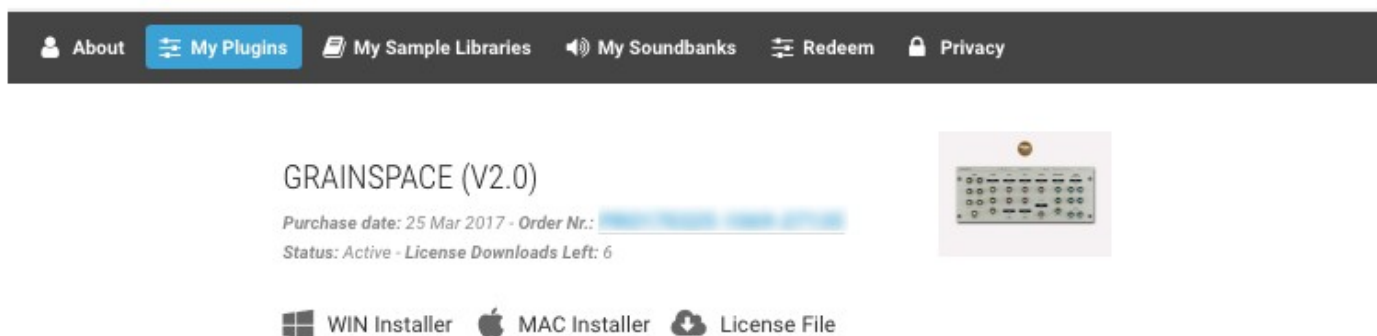
I read and agree to the Privacy Policy and Terms of Use



2) Once registered, log in to your account by clicking the User Area section of our site. Click the **REDEEM** section of your account and paste the code you received via email from our dealer.

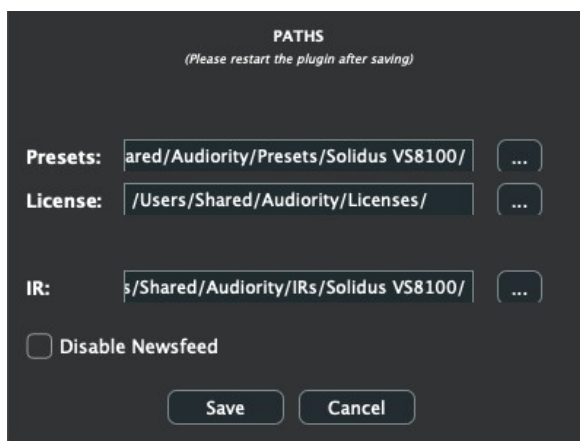


3) After submitting the code, a license will be deposited in your account and will be shown in “**MY PLUGINS**” section of your User Area.



4) Now you can click “License File” and save the license anywhere on your computer and ready to be loaded through the plugin registration window. You can also skip this part and activate your plugin online (see previous section of this manual).

## USER PATHS SETTING



By selecting “**Settings**” from the logo menu, you can change the path for **Presets**, **License** and **IR** folders. You can also disable our Newsfeed from here.

**Note:** Please do not move the **Settings** folder from its default location.

## TUBE MODULATOR PARAMETERS



### TOOLBAR

The Toolbar allows you to manage the plugin presets, register the plugin and set some global parameters. Click the **AUDIORITY** logo, in the top left corner of the Toolbar, to visit our website and social profiles, register the plugin, change the interface size and customize the paths for license and preset files. The **HQ** button will enable oversampling, useful to reduce aliasing when the signal saturates. Use the **Randomize** and **Reset** buttons to experiment with random presets or restoring it to its saved version. The **NOTIFICATIONS** (bell) icon will show you when a new update is available and other relevant news and offers.

### AMPLITUDE MODES (Horizontal Axis on the scope)

<b>TUBE TREM</b>	'59 style tube bias tremolo. By changing the operating parameters of the pre-amp tubes, the signal can be cut off and then brought back again. This technique has been used on some late '50s / early '60s guitar tube amplifiers.
<b>HARMONIC TREM</b>	'61 style harmonic tremolo. The original design, appeared in very few early '60s guitar amplifiers, used three tubes to split the low and high frequencies of the incoming signal. The effect is then achieved by modulating the parameters of those rudimental filters. Our design modulates a baxandall circuit instead, to avoid excessive CPU usage.
<b>VIBRATO</b>	Classic delay-based vibrato before the tube pre-amp stage.
<b>CHORUS VIBE</b>	A portion of the dry signal is summed to the vibrato signal to get a warm early chorus effect.
<b>HARMONIC VIBE</b>	Like CHORUS VIBE, but the baxandall circuit following the tube pre-amp is modulated to get a unique harmonic tremolo and vibrato mixup.
<b>'68 VIBE</b>	Simulation of the most famous late '60s vibrato pedal. This mode is equivalent to the Vibrato switch setting of that pedal.
<b>'68 CHORUS VIBE</b>	This mode is equivalent to the Chorus switch setting of the same '68 vibrato pedal.

### POSITION MODES (Vertical Axis on the scope)

<b>PANNER</b>	Automatic panning designed by changing the pre-amp tube input gain.
<b>LESLIE</b>	Early rotary speaker simulator, very similar to a vibrato pedal, giving the signal a slight doppler effect.
<b>WOW FLUTTER</b>	Wide stereo modulator. It widens up the incoming signal while "detuning" it through its modulation, providing vinyl and tape like pitch fluctuations.

## COMMON PARAMETERS

<b>LFO</b>	Select between 11 different waveforms.
<b>RATE</b>	Modulation speed from 0.1Hz to 10Hz. If <b>SYNC</b> is enabled, it ranges from 32x to 1/32nd T. If <b>LINK</b> is enabled, both <b>RATE</b> knobs will be controlled at once.
<b>AMOUNT</b>	Sets the depth of the effect. If <b>LINK</b> is enabled, both <b>AMOUNT</b> knobs will be controlled at once. This will also control the depth of the <b>XY Scope</b> signal.

## GLOBAL PARAMETERS

<b>IN/OUT</b>	Adjust the input and output volumes by +/- 24dB.
<b>MIX</b>	Adjust the balance between DRY and WET signal.
<b>SYNC</b>	Sets the LFO rates to beat divisions.
<b>LINK</b>	Links LFO Rate and Amount of both channels.

### TIP



Right-click on the XY Scope to change its display mode.



# CHANGELOG

## **v1.2.1** (May 2020)

- FIX: XY Scope reduced framewate
- NEW: Display modes for XY Scope

## **v1.2** (May 2020)

- NEW: HQ Mode
- NEW: VST3 plugin format
- NEW: Newsfeed
- FIX: Signal processed if Amount is at 0
- FIX: Phase cancellation mixing dry and wet signal
- FIX: Parameters not correctly initialized in Reason
- FIX: Silence triggered randomly in some configurations
- FIX: Mac OSX Catalina support
- BREAKING CHANGE: Dropped 32bit support

## **v1.1** (October 2018)

- FIX: Sync not working on signature changes
- FIX: Wrong LFO rates on signature changes
- IMP: Improved load time
- IMP: Framework updates

## **v1.0.1** (February 2018)

- FIX: Presets not recalled while loading projects (VST)
- FIX: Pro Tools crashing while linking parameters
- FIX: Modulation still audible while Amount is 0 (68 Vibe)
- FIX: No popup on knobs

## **v1.0** (February 2018)

- Original release

## Audiority Srls – EULA (End-User License Agreement)

The software that accompanies this license is supplied under a license agreement. By installing this software you are agreeing to the Audiority License Agreement. If you do not agree with these terms, do not install the software. You may obtain a refund within 14 days through the dealer where you purchased the software, or if purchased at any of Audiority online stores, by contacting [info@audiority.com](mailto:info@audiority.com).

The terms of this license agreement are as follows:

By installing the software, you confirm your acceptance of the Audiority Srls End User License Agreement. This is a non-exclusive, single-user License.

This End User License Agreement ("Agreement") is between Audiority Srls and you.  
IMPORTANT – PLEASE READ THIS LICENSE AGREEMENT CAREFULLY BEFORE INSTALLING THIS SOFTWARE.

By using the Audiority Srls Software you accept these terms. The Audiority Srls Software may be distributed with software or components from third-parties ("Third-Party Software"). Use of Third-Party Software is also subject to the terms of this EULA.

### 1. Limited Use License.

The Software is licensed, not sold, by Audiority or its Third-Party Software suppliers ("Suppliers") to the original end user for use only on the terms set forth in the Agreement. If and only if your Software is purchased through a Audiority Authorized Dealer or Distributor, Audiority, as Licensor, grants you, as an end user Licensee, a non-exclusive license to use the Software (which includes computer software, updates and any bug fixes subsequently delivered and associated media, printed materials and "online" or electronic documentation).

### 2. Title.

The Software is owned by Audiority or its Suppliers as applicable, and is protected by copyright laws and international treaty provisions, as well as other intellectual property laws and treaties. Audiority (or its Suppliers, as applicable) retains title to and ownership of the Software and all copies, as well as any rights not specifically granted. This Agreement only gives you certain rights to use the Software and related documentation, which may be revoked if you do not follow these terms.

### 3. Limited Rights to Install and Use the Software.

#### (i) Permitted use and restrictions.

You may install the Software into the memory of no more than three computers for your internal business use or your own personal enjoyment, but may not redistribute or electronically transfer the Software to someone else's computer or operate it in a time-sharing or service-bureau operation.

#### (ii) Reverse engineering and copying limitations.

You may make one copy of the Software for backup purposes only (and replacement backup copies in the event of loss of or damage to a backup copy), provided you include all copyright notices contained on the original media on the backup copy. You may not modify, translate, adapt, reverse engineer, decompile, create other works from, or disassemble the Software or any portions thereof (except and to the extent that applicable law expressly permits reverse engineering, decompilation or disassembly).

#### (iii) Technical limitations.

The Software may include technological measures that are designed to prevent or detect unlicensed use of the Software. Circumvention of these technological measures is prohibited, except and only to the extent that applicable law expressly permits, despite this limitation. Any attempt to circumvent technical limitations may render the Software or certain features unusable or unstable, and may prevent you from updating or upgrading the Software.

#### (iv) No reconfiguration.

The Software is licensed for installation and use only in the manner it was provided to you, as configured by an automated installation program provided with the Software, or as described in Audiority's Documentation. You may not separate the components contained in the Software or otherwise reconfigure the Software to circumvent technical limitations on the use of the Software or to otherwise exceed the scope of your license.

### 4. Export and Renting Restrictions.

You may not export, convey, rent, sublicense, or otherwise distribute the Software or any rights therein to any person or entity.

### 5. License Transfer.

Except if otherwise stated within this EULA, Licensee may resell the software to a third party or transfer the software permanently if the Licensee purchased the Software from any Audiority store or from any Audiority Dealer. Audiority reserves all rights to deny any requests for the transfer of this license, and may institute transfer fees and policies as it sees fit at the time of any request for the transfer of this license, if the Licensee purchased the license from another Licensee.

By transferring a license, the third party agrees in writing with this EULA and Licensee ceases all use of the software, completely removes all installed copies of the software from its computer and – if the software was not purchased via download – deletes or transfers the original data storage to the third party (if Licensee is not obliged to a longer storage by law). NFR (not for resale) copies, including freeware products, free bonus products, and giveaway copies, cannot be resold.

Following respective request from Licensee via its email address registered with Audiority, and payment of the Transfer Fee, the license file of the Product will be transferred by Audiority to the third party, and at the same time the registration of Licensee for the software purchased will be deleted. The current and updated Transfer Fee can be found at this address <https://www.audiority.com/faq/#1509113035751-cec03c9c-5c77>

### 6. Excluded Products.

Audiority and its Suppliers give NO warranty for Software free of charge, including Software designated as "demo", "limited release," "pre-release," "loan," "beta" or "test." This Software is provided "AS IS."

### 7. Limitation of Liability.

AUDIORITY AND ITS SUPPLIERS SHALL HAVE NO LIABILITY TO YOU WHETHER IN CONTRACT, TORT, NEGLIGENCE OR PRODUCTS LIABILITY, FOR ANY CLAIM, LOSS, OR DAMAGE, INCLUDING BUT NOT LIMITED TO LOST PROFITS, LOSS OF USE, BUSINESS INTERRUPTION, LOST DATA, OR LOST FILES, OR FOR ANY INDIRECT, SPECIAL, INCIDENTAL OR CONSEQUENTIAL DAMAGES OF ANY KIND OR NATURE WHATSOEVER ARISING OUT OF OR IN CONNECTION WITH THE USE OF OR INABILITY TO USE THE SOFTWARE OR DOCUMENTATION, OR THE PERFORMANCE OR OPERATION OF THE SOFTWARE, EVEN IF AUDIORITY OR ITS SUPPLIERS HAS BEEN ADVISED OF THE POSSIBILITY OF SUCH DAMAGES. SOME STATES DO NOT ALLOW THE EXCLUSION OR LIMITATION OF INCIDENTAL OR CONSEQUENTIAL DAMAGES, SO THE ABOVE EXCLUSION OR LIMITATION MAY NOT APPLY TO YOU. IN NO EVENT SHALL AUDIORITY'S TOTAL LIABILITY TO YOU FOR ALL DAMAGES, LOSSES, AND CAUSES OF ACTION WHETHER IN CONTRACT, TORT (INCLUDING NEGLIGENCE) OR OTHERWISE EXCEED THE AMOUNT PAID BY YOU FOR THE SOFTWARE.

8. Termination.

To the extent permitted by law, and without prejudice to any other rights Audiority may have, Audiority may terminate your license if you materially breach these terms and conditions.

9. Third-Party Software and Information.

This EULA governs any Third-Party Software distributed by Audiority. Audiority may include information about third party products and services, including links to Web sites run by others. Audiority is not responsible for, and does not endorse or sponsor, this third-party information.

10. Miscellaneous.

This Agreement constitutes the entire agreement between the parties with respect to the use of the Software and Documentation, and supersedes all prior or contemporaneous understandings or agreements, written or oral, regarding such subject matter. No amendment to or modification of this Agreement will be binding unless in writing and signed by a duly authorised representative of Audiority.

Should you have any questions concerning this Agreement, please contact Audiority Srls at [info@audiority.com](mailto:info@audiority.com)

Copyright ©2010-2018 Audiority Srls. All rights reserved.

Last updated on August 1, 2018

# Thank You

We wanna thank you for buying **Audiority Tube Modulator** plugin.

We hope you will enjoy it as much as we did.

If you have any question, concerns, technical issues or even for just say 'Hello', get in touch with us at:

[info@audiority.com](mailto:info@audiority.com)

or checkout our site at [www.audiority.com](http://www.audiority.com)

Cheers,  
Luca

**Follow us on:**

[Facebook](#)

[Twitter](#)

[SoundCloud](#)

[YouTube](#)

[Instagram](#)

**Official Facebook Support:**

[Audiority Users](#)

**Audiority User Area: (registration is required to access the UA and download installers and license files)**

[Audiority User Area](#)



Copyright © 2010 - 2017 - Progsounds di Luca Capozzi  
Copyright © 2018 - Progsounds Limited t/a Audiority  
All rights reserved.