



# PlexiTape

(AAX, AU, CLAP, VST2, VST3)

produced by Luca Capozzi (Audiority Srls), June 2019

**Current Manual version: v1.4**

PlexiTape is a faithful analog simulation of the Maestro® Echoplex® EP-3™ vintage tape echo that made THE SOUND of the 70s for its tone and reliability.

We put special care on modelling this unit on every aspect: motor, tape, FET preamplifier, heads and even the infamous “Sound On Sound” feature that allows you to use bypass the echo and use the tape as a looping recorder. Furthermore, we expanded it with new features including a full stereo double delay line, tempo sync and more.

Please, read carefully both product specifications and system requirements **before** purchasing any **Audiority** product.

*\* All product names used in this document and our site (www.audiority.com and associated Audiority websites) are trademarks of their respective owners, which are in no way associated or affiliated with Audiority. These trademarks of other manufacturers are used solely to identify the products of those manufacturers whose tones/sounds/characteristics were studied during Audiority's sound model development.*

*Maestro is a registered trademarks of Gibson Guitar Corp. Echoplex is a registered trademark of Dunlop Manufacturing, Inc.*

# PlexiTape

produced by Audiority, June 2019.

## Credits

Code & DSP: Luca Capozzi (Audiority Srls), June 2019

GUI Design: Luca Capozzi

Published by Audiority Srls

Copyright © 2019-2023 – Audiority Srls – All rights reserved.

## Specifications

- Analog Modeled Vintage Solid State Tape Echo
- Auxiliary Echo with Echo Pan for full stereo effects
- 3 Echo Modes: Echo, Off (Preamp + Tape colour only) and Sound On Sound
- 2 FET Preamp models: Early and Late
- 2 Playback Modes: Regular (with Varispeed) and Sync
- Varispeed from 3 to 15 IPS
- Echo Tone equalizer
- Delay Ducking
- Machine Age
- Internal hum noise (fully adjustable, for increased realism and self oscillation)
- Resizable interface

## System Requirements

### PC

- Windows 7 64bit or later
- Intel i5 or equivalent
- 4 GB RAM
- Screen resolution: 1024×768
- VST2, VST3, AU, CLAP 64-bit host
- PT11 or higher, AAX 64-bit host

### MAC (Intel)

- OSX 10.13 or later
- Intel i5 or equivalent
- 4GB RAM
- Screen resolution: 1024×768
- VST2, VST3, AU, CLAP 64-bit host
- PT11 or higher, AAX 64-bit host

### MAC (Silicon)

- macOS 11.0 or later
- M1 or higher
- 4 GB RAM
- Screen resolution: 1024×768
- VST2, VST3, AU, CLAP 64-bit host
- PT11 or higher, AAX 64-bit host

# INDEX

FILE LOCATIONS.....	4
PLUGIN ACTIVATION.....	5
USER AREA AND REDEEM CODES.....	6
USER PATHS SETTING.....	7
PLUGIN PARAMETERS.....	8
TOOLBAR.....	8
PARAMETERS.....	8
MAIN PARAMETERS.....	8
AUX ECHO.....	9
GLOBAL PARAMETERS.....	9
RESIZING CONTROLS (Audiority logo menu).....	9
MATCHING PLEXITAPE WITH THE REAL HARDWARE.....	10
USE OF SOUND ON SOUND.....	10
CHANGELOG.....	11

## FILE LOCATIONS

### Mac

All presets, license, IR files and settings are located in:  
/Users/Shared/Audiority/

AAX, CLAP and VST plugins will be placed in their own Audiority sub-folder located in:

AAX: /Library/Application Support/Avid/Audio/Plug-Ins/Audiority

CLAP: /Library/Audio/Plug-Ins/CLAP/Audiority

VST: /Library/Audio/Plug-Ins/VST/Audiority

VST3: /Library/Audio/Plug-Ins/VST3/Audiority

### PC

All presets, license, IR files and settings are located to:  
C:\Users\Public\Public Documents\Audiority

AAX, CLAP and VST plugins will be placed in their own Audiority sub-folder, usually located in:

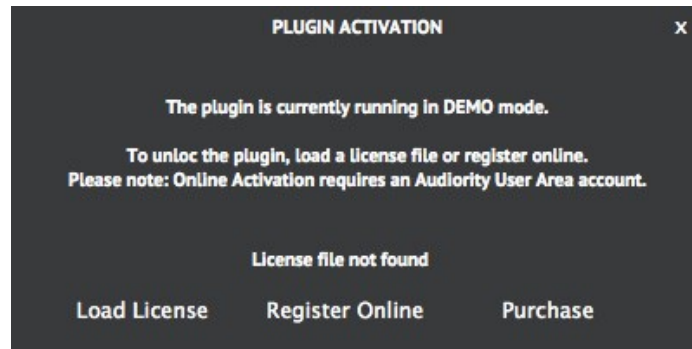
AAX: C:\Program Files\Avid\Audio\Plug-Ins\Audiority

CLAP: {Your CLAP Path}\Audiority

VST: {Your VST Path}\Audiority

VST3: {Your VST3 Path}\Audiority

## PLUGIN ACTIVATION



Once you install and open the plugin for the first time, it will be in **Demo Mode** until a license file is loaded. In Demo Mode the plugin will output 3 seconds of silence every minute.

You can activate the plugin either OFFLINE or ONLINE.

### OFFLINE ACTIVATION

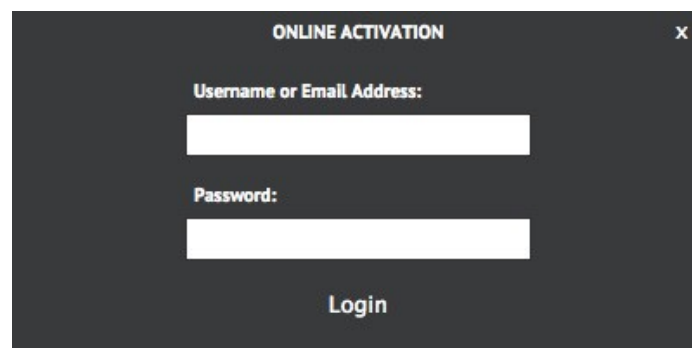
If you purchased the plugin from our site, you should have received an email to download the installers and the license file. Save the license file you got with your purchase email (or via our User Area) anywhere on your computer.

Then, to activate the plugin, click on the **Audiority** logo and select "**Register**". The Registration window will pop up allowing you to load the license file you got while purchasing the plugin by clicking the "**Load License**" button. Alternatively, you can drag and drop the license file on the registration window.

**NOTE:** If you purchased the plugin from one of our dealers, please check the "**USER AREA AND REDEEM CODES**" section below.

### ONLINE ACTIVATION

If you are registered to our User Area, then you can activate the plugin online.



Insert your Username (or email address), your password and click the "**Login**" button. The license file will be automatically delivered in your computer and the plugin will be activated.

## USER AREA AND REDEEM CODES

If you purchased from one of our dealers, then you should have received an email with a redeem code. This code is required to deposit a license in your User Area account and let you download the license file or activate the plugin online.

If you don't have an User Area account yet, please follow these steps:

- 1) Go to <https://www.audiority.com/register> and fill out the signup form.

**IMPORTANT:** Please be sure to register with the **e-mail address you use for your purchases**, otherwise your products will not show. Since we use reCAPTCHA for registration only, please temporarily disable any ad blocker you are using.

**Username**

**First Name**

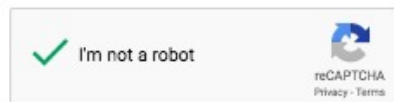
**Last Name**

**Purchase E-mail Address**

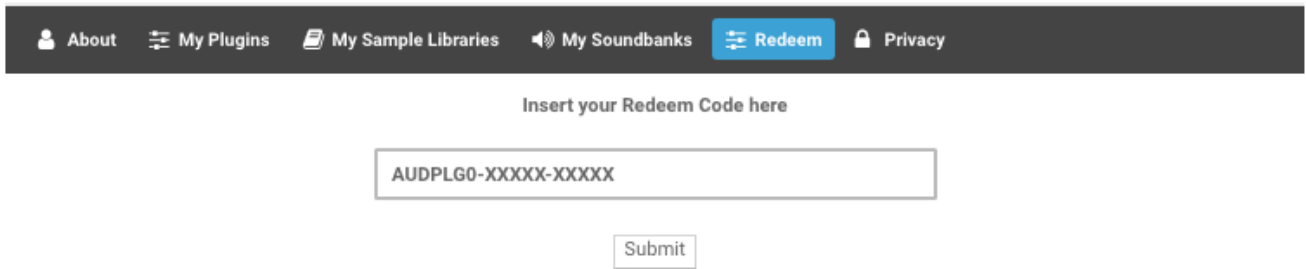
**Password**

**Confirm Password**

I read and agree to the Privacy Policy and Terms of Use

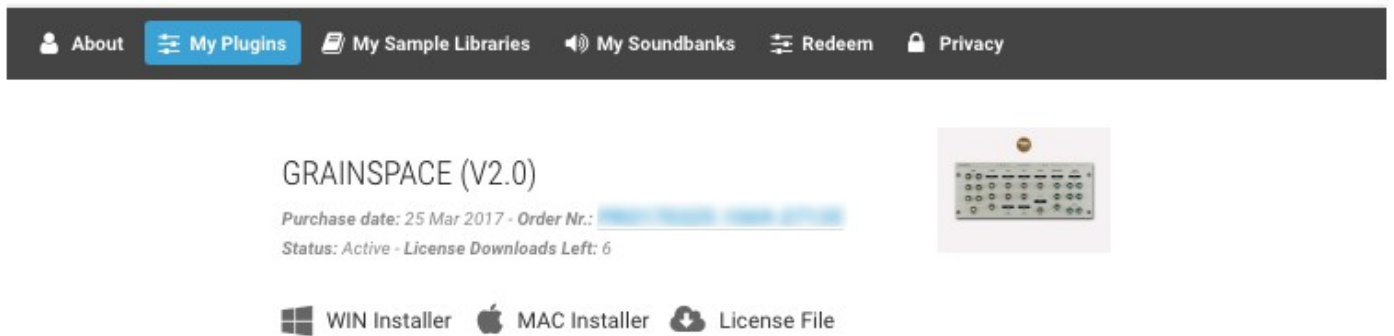


2) Once registered, log in to your account by clicking the User Area section of our site. Click the **REDEEM** section of your account and paste the code you received via email from our dealer.



The screenshot shows a dark navigation bar at the top with the following items: 'About', 'My Plugins', 'My Sample Libraries', 'My Soundbanks', 'Redeem' (highlighted in blue), and 'Privacy'. Below the navigation bar, the text 'Insert your Redeem Code here' is centered. Underneath is a white text input field containing the code 'AUDPLG0-XXXXX-XXXXX'. Below the input field is a 'Submit' button.

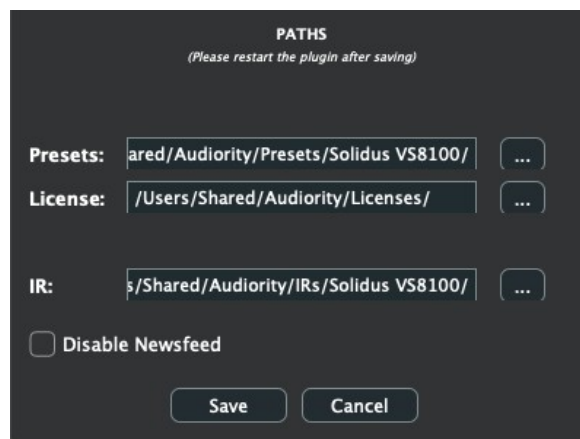
3) After submitting the code, a license will be deposited in your account and will be shown in “**MY PLUGINS**” section of your User Area.



The screenshot shows the 'MY PLUGINS' section of the user area. The navigation bar at the top has 'My Plugins' highlighted. The main content area displays the following information for 'GRAINSPACE (V2.0)':  
Purchase date: 25 Mar 2017 - Order Nr.: [blurred]  
Status: Active - License Downloads Left: 6  
Below this information are three download options: 'WIN Installer' (with a Windows logo), 'MAC Installer' (with an Apple logo), and 'License File' (with a download icon).

4) Now you can click “License File” and save the license anywhere on your computer and ready to be loaded through the plugin registration window. You can also skip this part and activate your plugin online (see previous section of this manual).

## USER PATHS SETTING



The screenshot shows a dark dialog box titled 'PATHS' with the subtitle '(Please restart the plugin after saving)'. It contains three text input fields, each followed by a '...' button for file selection:  
Presets: [ared/Audiority/Presets/Solidus VS8100/]  
License: [/Users/Shared/Audiority/Licenses/  
IR: [s/Shared/Audiority/IRs/Solidus VS8100/]  
Below these fields is a checkbox labeled 'Disable Newfeed'. At the bottom of the dialog are 'Save' and 'Cancel' buttons.

By selecting “**Settings**” from the logo menu, you can change the path for **Presets**, **License** and **IR** folders. You can also disable our Newsfeed from here.

**Note:** Please do not move the **Settings** folder from its default location.

# PLUGIN PARAMETERS



## TOOLBAR

The Toolbar allows you to manage the plugin presets, register the plugin and set some global parameters.

Click the **AUDIORITY** logo, in the top left corner of the Toolbar, to visit our website and social profiles, register the plugin, change the interface size and customize the paths for license and preset files. The **HQ** button will enable oversampling, useful to reduce aliasing when the signal saturates. Use the **Randomize** and **Reset** buttons to experiment with random presets or restoring it to its saved version. The **NOTIFICATIONS** (bell) icon will show you when a new update is available and other relevant news and offers.

## PARAMETERS

### MAIN PARAMETERS

- ECHO DELAY HANDLE** Sets the delay time. Please note: the numbers 0 to 35 are just a visual reference used in the original machine to recall a setting. If **AUX ECHO DELAY** is engaged, this will set the delay time for the signal coming from the input's LEFT channel.
- ECHO MODE** **ECHO**: default echo mode; **SOUND ON SOUND**: looping tape recorder; **OFF**: Echo bypass to use only the preamp and tape colour.
- ECHO SUSTAIN** Sets the feedback amount. It starts self-oscillating around 5 and its dependent from the **RECORD LEVEL**
- RECORD LEVEL** Sets the level of the signal recorded on the tape. The original machine's manual states to set the level using a 1kHz Sine at -20dB and increasing the level stopping just before it gets distorted.
- ECHO VOLUME** Sets the balance between the pre-amplified signal and the echo.
- PREAMP TYPE** Switch between two versions of the preamp circuit. **EARLY** mode features a pre-emphasis filter around 2.2kHz, resulting in a brighter sound than the **LATE** mode.
- SPEED** Switch between regular tape speed, calculated starting from the motor rotational speed, and **SYNC** mode. In **REGULAR** mode, you can change the tape speed (and the resulting delay length) via the **VARISPEED** trimmer.
- ECHO TONE** Replicates the EP-4 echo equalizer with BASS and TREBLE controls.



## AUX ECHO

<b>AUX ECHO DELAY</b>	When engaged, this will set the delay time for the signal coming from the input's RIGHT channel.
<b>MAIN/AUX ECHO PAN</b>	Sets the pan position for the MAIN and AUX echo lines.

## GLOBAL PARAMETERS

<b>DUCKING</b>	Lowers the volume of the delayed signal according to the input amplitude and delay time.
<b>AGE</b>	Controls the brightness and precision of the tape machine. At 100% it becomes cleaner and more stable.
<b>ERASE</b>	Erases the content of the tape.
<b>IN</b>	Adjust the input (dry) signal gain by +/- 48dB.
<b>OUT</b>	Adjust the output (wet) signal gain by +/- 48dB.
<b>MIX</b>	Sets the balance between the original unprocessed signal and the plugin effect.

## RESIZING CONTROLS (AUDIORITY LOGO MENU)

<b>Small Size</b>	Reduce the size of the plugin interface.
<b>Default Size</b>	Resets the plugin interface to its original size.
<b>Big Size</b>	Increase the size of the plugin interface.

### **TIPS**



Set the ECHO MODE to OFF to use PlexiTape as a boosting preamplifier before your amp simulator.  
Use the AUX ECHO to widen a mono track or to add space to a stereo track.

## MATCHING PLEXITAPE WITH THE REAL HARDWARE

If you own the real hardware version of this tape echo, tape speed needs to be changed to match your current motor speed. Depending on its age and where in the world you are located, the motor speed can differ from the default one set in the plugin and so the delay times. The default VARISPEED value is set to 6.2 IPS (based on a motor speed about 1400 rpm) and it's matched with the hardware version we have in house. If you are based on US, the motor should run around 1550 rpm, this a VARISPEED value of 7.8 IPS is suggested to match the hardware version.

## USE OF SOUND ON SOUND

The **SOUND ON SOUND** is one of the most obscure features of the original machine. When engaged, the echo disappears and you can use the echo tape as a looping recording/playback machine. The sound recorded on the tape will be attenuated by 1dB every time it loops through the recording head allowing you to create overdubs.

We reproduced the same feature, but with a couple of key differences:

- Tape length is set to 20 seconds, instead of 2 minutes of the original machine.
- The **ECHO DELAY HANDLE** sets the loop point.

To use the **SOUND ON SOUND** feature:

- Start recording with the **ECHO MODE** switch set to **ECHO**.
- Be sure to NOT use a short delay time.
- Switch **ECHO MODE** to **SOUND ON SOUND**. The original recording will be played back and recorded at the same time, allowing you to add another recording while listening.
- **ECHO SUSTAIN** parameter is not operative while in **SOUND ON SOUND** mode.

# CHANGELOG

## **v1.4 (March 2024)**

- NEW: Framework update
- FIX: ERASE parameter saved in presets and sessions
- CHANGE: IN/OUT global knobs range is now +/- 48dB
- BREAKING CHANGE: macOS minimum version is now 10.13

## **v1.3.1 (February 2023)**

- FIX: Rare condition where licenses get invalidated

## **v1.3 (February 2023)**

- NEW: Framework update
- NEW: CLAP plugin format
- NEW: AAX Native Silicon
- FIX: Improved frequency response across sample rates and HQ mode
- FIX: Tape Erase button causing automation issues
- BREAKING CHANGE: OUT knob now controls the global output instead of the wet only signal

## **v1.2.2 (July 2021)**

- FIX: Rare condition where licenses get invalidated

## **v1.2.1 (May 2021)**

- CHANGE: Framework update

## **v1.2 (April 2021)**

- NEW: Updated framework
- NEW: Universal 2 Binary for Apple Silicon Macs
- NEW: Vector Toolbar
- NEW: Corner Resizer (bottom right corner of the UI)
- CHANGE: Footer labels now show parameter values when using mouse wheel

## **v1.1.2 (October 2020)**

- FIX: Improved file size
- FIX: Improved Licenser and Online Activation
- FIX: Silence triggered randomly in some configurations

## **v1.1.1 (October 2019)**

- FIX: VST3 version silencing after few seconds of no input signal
- FIX: Mac OSX Catalina support

## **v1.1 (September 2019)**

- NEW: Ducking
- NEW: Machine Age
- NEW: Tape Erase
- NEW: Notifications System
- FIX: Screaming feedback when HQ is enabled at high sample rates
- FIX: Parameter locking now works for global parameters
- FIX: Plugin window size not stored in DAW session

## **v1.0.1 (July 2019)**

- FIX: Early Preamp volume too low
- FIX: MIX control unwanted dry signal boost
- FIX: Wrongly saved HQ parameter in rare occasions
- FIX: Wrong GUI response for Preamp Model and Playback Mode

## **v1.0 (June 2019)**

- Original release

## Audiority Srls – EULA (End-User License Agreement)

The software that accompanies this license is supplied under a license agreement. By installing this software you are agreeing to the Audiority License Agreement. If you do not agree with these terms, do not install the software. All software download purchases are non-refundable. However, if you haven't downloaded a license file (or used a redeem code), you may obtain a refund within 14 days through the dealer where you purchased the software, or if purchased at any of Audiority online stores, by contacting support@audiority.com.

The terms of this license agreement are as follows:

By installing the software, you confirm your acceptance of the Audiority Srls End User License Agreement. This is a revocable, non-exclusive, single-user License.

This End User License Agreement ("Agreement") is between Audiority Srls and you.

IMPORTANT – PLEASE READ THIS LICENSE AGREEMENT CAREFULLY BEFORE INSTALLING THIS SOFTWARE.

By using the Audiority Srls Software you accept these terms. The Audiority Srls Software may be distributed with software or components from third-parties ("Third-Party Software"). Use of Third-Party Software is also subject to the terms of this EULA.

### 1. Limited Use License.

The Software is licensed, not sold, by Audiority or its Third-Party Software suppliers ("Suppliers") to the original end user for use only on the terms set forth in the Agreement. If and only if your Software is purchased through a Audiority Authorized Dealer or Distributor, Audiority, as Licensor, grants you, as an end user Licensee, a non-exclusive license to use the Software (which includes computer software, updates and any bug fixes subsequently delivered and associated media, printed materials and "online" or electronic documentation).

### 2. Title.

The Software is owned by Audiority or its Suppliers as applicable, and is protected by copyright laws and international treaty provisions, as well as other intellectual property laws and treaties. Audiority (or its Suppliers, as applicable) retains title to and ownership of the Software and all copies, as well as any rights not specifically granted. This Agreement only gives you certain rights to use the Software and related documentation, which may be revoked if you do not follow these terms.

### 3. Limited Rights to Install and Use the Software.

#### (i) Permitted use and restrictions.

You may install the Software into the memory of no more than three computers for your internal business use or your own personal enjoyment, but may not redistribute or electronically transfer the Software to someone else's computer or operate it in a time-sharing or service-bureau operation.

#### (ii) Reverse engineering and copying limitations.

You may make one copy of the Software for backup purposes only (and replacement backup copies in the event of loss of or damage to a backup copy), provided you include all copyright notices contained on the original media on the backup copy. You may not modify, translate, adapt, reverse engineer, decompile, create other works from, or disassemble the Software or any portions thereof (except and to the extent that applicable law expressly permits reverse engineering, decompilation or disassembly). This includes, but it's not limited to, analytical captures, impulse responses, profiles and/or machine learning training/validation/prediction.

#### (iii) Technical limitations.

The Software may include technological measures that are designed to prevent or detect unlicensed use of the Software. Circumvention of these technological measures is prohibited, except and only to the extent that applicable law expressly permits, despite this limitation. Any attempt to circumvent technical limitations may render the Software or certain features unusable or unstable, and may prevent you from updating or upgrading the Software.

#### (iv) No reconfiguration.

The Software is licensed for installation and use only in the manner it was provided to you, as configured by an automated installation program provided with the Software, or as described in Audiority's Documentation. You may not separate the components contained in the Software or otherwise reconfigure the Software to circumvent technical limitations on the use of the Software or to otherwise exceed the scope of your license.

### 4. Export and Renting Restrictions.

You may not export, convey, rent, sublicense, or otherwise distribute the Software or any rights therein to any person or entity.

### 5. Feedback.

Audiority shall have a royalty-free, worldwide, transferable, sublicenseable, irrevocable, perpetual license to use or incorporate into the Software any suggestions, ideas, enhancement requests, feedback, recommendations or other information provided by You relating to the features, functionality or operation of the Software ("Feedback"); provided, however, that Audiority shall have no obligation to use or incorporate into the Software any Feedback, and You shall have no obligation to provide Feedback.

### 6. Registration Information.

Audiority uses named licenses for its products. When You activate the Software, Audiority may collect your name and email address and other contact information that You choose to provide ("Registration Information"). You agree to provide your real full name (or company name) to Audiority in order to comply with the requirements needed to generate such licenses. Audiority reserves all rights to terminate a license in any moment if the information provided are incorrect and/or fake (pseudonyms, anonymous or fake names like "John Doe" are not allowed) without any notice. You agree that Audiority may use this Registration Information to contact You regarding your purchase and to deliver notifications relative to your use of the Software. Audiority does not collect or retain any financial information from or about You (such as payment card information).

### 7. License Transfer.

Except if otherwise stated within this EULA, Licensee may resell the software to a third party or transfer the software permanently if the Licensee purchased the Software from any Audiority store or from any Audiority Dealer. Audiority reserves all rights to deny any requests for the transfer of this license, and may institute transfer fees and policies as it sees fit at the time of any request for the transfer of this license, if the Licensee purchased the license from another Licensee. By transferring a license, the third party agrees in writing with this EULA and Licensee ceases all use of the software, completely removes all installed copies of the software from its computer and – if the software was not purchased via download – deletes or transfers the original data storage to the third party (if Licensee is not obliged to a longer storage by law). NFR (not for resale) copies, including freeware products, free bonus products, and giveaway copies, cannot be resold. Following respective request from Licensee via its email address registered with Audiority, and payment of the Transfer Fee, the license file of the Product will be transferred by Audiority to the third party, and at the same time the registration of Licensee for the software purchased will be deleted. The current and updated

Transfer Fee can be found at this address <https://www.audiority.com/faq/#1509113035751-cec03c9c-5c77>

#### 8. Excluded Products.

Audiority and its Suppliers give NO warranty for Software free of charge, including Software designated as "demo", "limited release," "pre-release," "loan," "beta" or "test." This Software is provided "AS IS."

#### 9. Limitation of Liability.

AUDIORITY AND ITS SUPPLIERS SHALL HAVE NO LIABILITY TO YOU WHETHER IN CONTRACT, TORT, NEGLIGENCE OR PRODUCTS LIABILITY, FOR ANY CLAIM, LOSS, OR DAMAGE, INCLUDING BUT NOT LIMITED TO LOST PROFITS, LOSS OF USE, BUSINESS INTERRUPTION, LOST DATA, OR LOST FILES, OR FOR ANY INDIRECT, SPECIAL, INCIDENTAL OR CONSEQUENTIAL DAMAGES OF ANY KIND OR NATURE WHATSOEVER ARISING OUT OF OR IN CONNECTION WITH THE USE OF OR INABILITY TO USE THE SOFTWARE OR DOCUMENTATION, OR THE PERFORMANCE OR OPERATION OF THE SOFTWARE, EVEN IF AUDIORITY OR ITS SUPPLIERS HAS BEEN ADVISED OF THE POSSIBILITY OF SUCH DAMAGES. SOME STATES DO NOT ALLOW THE EXCLUSION OR LIMITATION OF INCIDENTAL OR CONSEQUENTIAL DAMAGES, SO THE ABOVE EXCLUSION OR LIMITATION MAY NOT APPLY TO YOU. IN NO EVENT SHALL AUDIORITY'S TOTAL LIABILITY TO YOU FOR ALL DAMAGES, LOSSES, AND CAUSES OF ACTION WHETHER IN CONTRACT, TORT (INCLUDING NEGLIGENCE) OR OTHERWISE EXCEED THE AMOUNTS RECEIVED FROM YOU FOR YOUR LICENSE OF THE SOFTWARE.

#### 10. Termination.

To the extent permitted by law, and without prejudice to any other rights Audiority may have, Audiority may terminate your license if you materially breach these terms and conditions.

#### 11. Third-Party Software and Information.

This EULA governs any Third-Party Software distributed by Audiority. Audiority may include information about third party products and services, including links to Web sites run by others. Audiority is not responsible for, and does not endorse or sponsor, this third-party information.

#### 12. Miscellaneous.

This Agreement constitutes the entire agreement between the parties with respect to the use of the Software and Documentation, and supersedes all prior or contemporaneous understandings or agreements, written or oral, regarding such subject matter. No amendment to or modification of this Agreement will be binding unless in writing and signed by a duly authorized representative of Audiority.

Should you have any questions concerning this Agreement, please contact Audiority Srls at [info@audiority.com](mailto:info@audiority.com)

Last updated on Jan 25th, 2023

Copyright ©2010-2024 Audiority Srls. All rights reserved.

# Thank You

We wanna thank you for buying **Audiority PlexiTape** plugin.

We hope you will enjoy it as much as we did.

If you have any question, concerns, technical issues or even for just say 'Hello', get in touch with us at:

[info@audiority.com](mailto:info@audiority.com)

or checkout our site at [www.audiority.com](http://www.audiority.com)

Cheers,  
Luca

**Follow us on:**

[Facebook](#)

[YouTube](#)

[Instagram](#)

**Official Facebook Support:**

[Audiority Users](#)

**Audiority User Area: (registration is required to access the UA and download installers and license files)**

[Audiority User Area](#)

**Join our Discord server:**

[Audiority Discord](#)

