



# Distortion 1

(VST, VST3, AU, AAX)

produced by Luca Capozzi (Audiority), April 2018.

**Current Manual version:** v1.1 (November 2019)

**Distortion 1** is an analog modelled simulation of the iconic \*BOSS® DS-1™ distortion stompbox introduced in the late '70s and behind the signature sound of many guitar legends.

Please, read carefully both product specifications and system requirements **before** purchasing any **Audiority** product.

*\*All product names used in this website (www.audiority.com) are trademarks of their respective owners, which are in no way associated or affiliated with Audiority. These trademarks of other manufacturers are used solely to identify the products of those manufacturers whose tones and sounds were studied during Audiority's sound model development.*

*BOSS, HM-2 and Roland are registered trademarks of Roland Corporation U.S.*

# Distortion 1

produced by Audiority, April 2018.

## Credits

Code & DSP: Luca Capozzi (Progsounds Limited t/a Audiority), April 2018.

GUI Design: Luca Capozzi

Published by Progsounds Limited t/a Audiority

Copyright © 2018 – Progsounds Limited t/a Audiority – All rights reserved.

Copyright © 2018-2019 – Audiority Srls – All rights reserved.

## Specifications

- Independent Tone, Distortion and Level controls
- Pre and Post effect gain
- Mix control
- Noise Gate
- 8 different pedal circuits
- Resizable interface

## System Requirements

### PC

- Windows 7 64bit or later
- Intel i5 or equivalent
- 2 GB RAM
- Screen resolution: 1024×768
- VST2, VST3, AAX 64-bit host

### MAC

- OSX 10.8 or later
- Intel i5 or equivalent
- 2 GB RAM
- Screen resolution: 1024×768
- VST2, VST3, AU, AAX 64-bit host

# TABLE OF CONTENTS

UPDATING FROM V1.0.X.....	4
PLUGIN ACTIVATION.....	5
USER AREA AND REDEEM CODES.....	6
USER PATHS SETTING.....	9
PLUGIN PARAMETERS.....	10
TOOLBAR.....	10
PEDAL CONTROLS.....	10
GLOBAL CONTROLS (BOTTOM RIGHT).....	10
CIRCUIT TYPES (MODS).....	11
CHANGELOG.....	12

## UPDATING FROM V1.0.X

Please, read carefully if you are upgrading from v1.0.x version of this plugin.

This version will replace your current installation. Please, backup your presets and license file before continuing.

If you have v1.0.0, old presets, licenses and settings files were located to

### Mac

~/Library/Application Support/Audiority

### PC

Documents\Audiority

New Paths (from v1.0.1 and higher)

### Mac

All presets, license files and settings will be now located in:  
/Users/Shared/Audiority/

AAX and VST plugins will be placed in their own Audiority sub-folder located in:

AAX: /Library/Application Support/Avid/Audio/Plug-Ins/Audiority  
VST: /Library/Audio/Plug-Ins/VST/Audiority

### PC

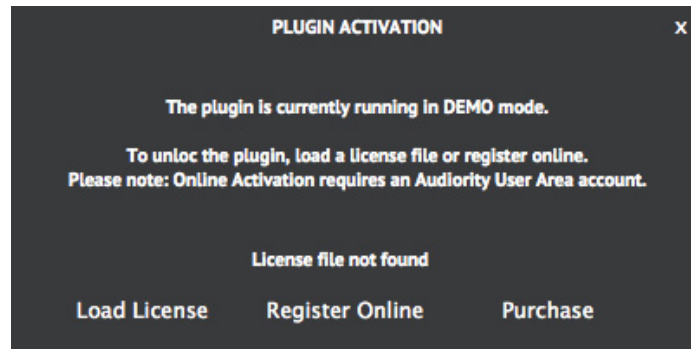
All presets, license files and settings will be now located to:  
C:\Users\Public\Public Documents\Audiority

AAX and VST plugins will be placed in their own Audiority sub-folder, usually located in:

AAX: C:\Program Files\Avid\Audio\Plug-Ins\Audiority  
VST: {Your VST Path}\Audiority

If you are upgrading from a previous version, please remove the old plugin from their related folders.

## PLUGIN ACTIVATION



Once you install and open the plugin for the first time, it will be in **Demo Mode** until a license file is loaded. In Demo Mode the plugin will output 3 seconds of silence every minute.

You can activate the plugin either OFFLINE or ONLINE.

### OFFLINE ACTIVATION

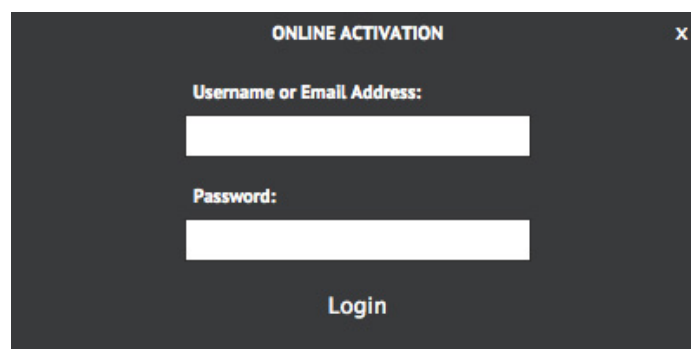
If you purchased the plugin from our site, you should have received an email to download the installers and the license file. Save the license file you got with your purchase email (or via our User Area) anywhere on your computer.

Then, to activate the plugin, click on the **Audiority** logo and select "**Register**". The Registration window will pop up allowing you to load the license file you got while purchasing the plugin by clicking the "**Load License**" button.

**NOTE:** If you purchased the plugin from one of our dealers, please check the "**USER AREA AND REDEEM CODES**" section below.

### ONLINE ACTIVATION

If you are registered to our User Area, then you can activate the plugin online.



Insert your Username (or email address), your password and click the "**Login**" button. The license file will be automatically delivered in your computer and the plugin will be activated.

## USER AREA AND REDEEM CODES

If you purchased from one of our dealers, then you should have received an email with a redeem code. This code is required to deposit a license in your User Area account and let you download the license file or activate the plugin online.

If you don't have an User Area account yet, please follow these steps:

- 1) Go to <https://www.audiority.com/register> and fill out the signup form.

**IMPORTANT:** Please be sure to register with the **e-mail address you use for your purchases**, otherwise your products will not show. Since we use reCAPTCHA for registration only, please temporarily disable any ad blocker you are using.

**Username**

**First Name**

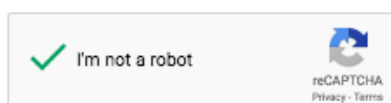
**Last Name**

**Purchase E-mail Address**

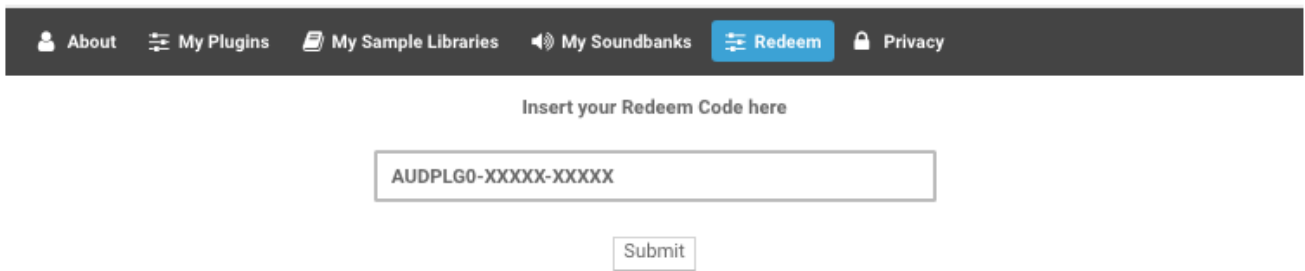
**Password**

**Confirm Password**

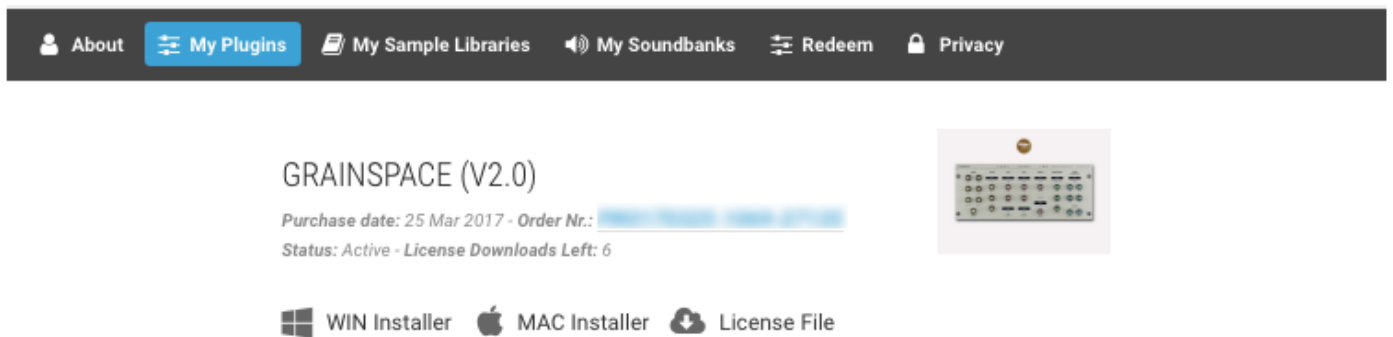
I read and agree to the Privacy Policy and Terms of Use



2) Once registered, log in to your account by clicking the User Area section of our site. Click the **REDEEM** section of your account and paste the code you received via email from our dealer.

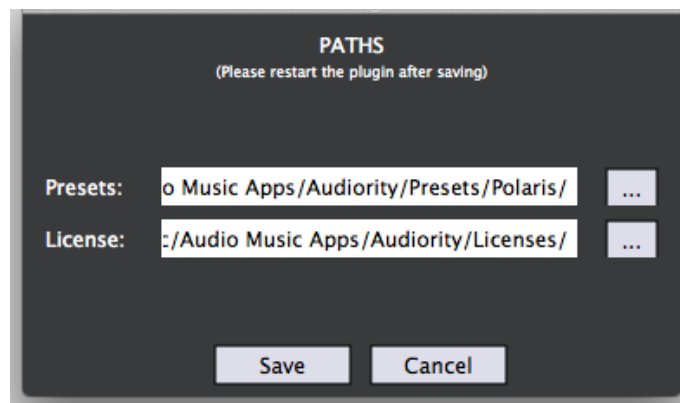


3) After submitting the code, a license will be deposited in your account and will be shown in **“MY PLUGINS”** section of your User Area.



4) Now you can click “License File” and save the license anywhere on your computer and ready to be loaded through the plugin registration window. You can also skip this part and activate your plugin online (see previous section of this manual).

## USER PATHS SETTING



By selecting **“Settings”** from the logo menu, you can change the path for **Presets** and **License** folders.  
**Note:** Please do not move the **Settings** folder from its default location.

## PLUGIN PARAMETERS



### TOOLBAR

The Toolbar allows you to manage the plugin presets, register the plugin and set some global parameters.

Click the **AUDIORITY** logo, in the top left corner of the Toolbar, to visit our website and social profiles, register the plugin, change the interface size and customize the paths for license and preset files. The **HQ** button will enable oversampling, useful to reduce aliasing when the signal saturates. Use the **Randomize** and **Reset** buttons to experiment with random presets or restoring it to its saved version. The **NOTIFICATIONS** (bell) icon will show you when a new update is available and other relevant news and offers.

### PEDAL CONTROLS

<b>TONE</b>	Post distortion passive tone control stage. Set it to minimum to get a darker sound and to the max to get a brighter sound.
<b>DIST</b>	Sets the distortion amount. Set it to the minimum to get a some light dirt to use the pedal as a booster, or to the max for a fully distorted tone.
<b>LEVEL</b>	Controls the output volume of the pedal.

### GLOBAL CONTROLS (BOTTOM RIGHT)

<b>TYPE</b>	Switch between different circuit models. Check next paragraph for more details.
<b>GATE</b>	Noise gate threshold.
<b>IN</b>	Pre effect gain.
<b>OUT</b>	Post effect gain.
<b>MIX</b>	Dry/wet signal mixer.



## CIRCUIT TYPES (MODS)

We implemented different versions of the pedal circuit, each one with different tonal characteristics. Below you'll find a description of the circuit type. Each of these mods implements a slightly different Tone circuit.

### **DEFAULT**

Our first circuit version follows the original schematic. This is the v1.0.x version of the pedal.

### **LC STOCK**

A version following the measurements done to the hardware we have in our stock. Sounds fuller compared to the DEFAULT type.

### **CGS Mod**

Based on CGS Guitar DS-1 mod. It reduces the internal gain, improving low end response and extending clipping to the lower frequencies. Diodes are changed to 2 x 1N4001 and LED, to get a more natural asymmetric clipping.

### **FAT Mod**

Based on AMZ Fat mod, it reduces the gain of Q2 transistor gain stage, while improving the low end response.

### **JCM Mod**

Based on Wampler's JCM Mod, to get Marshall-type tones. Uses 2 x 1N4148 (in series) and 2 x 1N4001 diodes (in series). Low frequencies are tighter and excluded from clipping.

### **K-Mod**

Based on the classic SEEING EYE mod for the DS-1. One of the diodes is replaced with a LED for asymmetric clipping.

### **Vintage Mod**

This version of the circuit try to replicate the vintage MIJ-sounding DS-1. Diodes are 1S2473 and opamp is adapted to mimic MIJ specifics.

### **Bass Mod**

This mod enables the DS-1 to work best with low frequency instruments. This excludes low frequencies from clipping, changes the Tone range. One of the diodes is replaced by a 1N4001 for asymmetric clipping.

### **TIPS**



To get best results, place this plugin BEFORE your amp simulator!

Use it as a booster by setting DIST to minimum and using LEVEL to control the outgoing signal volume.

Some artists place an overdrive pedal before this one, to get a wider range of tones.

# CHANGELOG

## **v1.1** (November 2019)

- NEW: 8 different pedal circuits
- NEW: Noise Gate
- NEW: HQ Mode
- NEW: Notifications system
- NEW: VST3 plugin format
- NEW: Mac OSX 10.15 Catalina support
- CHANGE: 64bit only

## **v1.0.1** (May 2019)

- NEW: Updated framework with new paths
- FIX: Improved performance
- FIX: DC when pedal is on
- FIX: GUI size not stored in DAW session

## **v1.0** (April 2018)

- Original release

## Audiority Srls – EULA (End-User License Agreement)

The software that accompanies this license is supplied under a license agreement. By installing this software you are agreeing to the Audiority License Agreement. If you do not agree with these terms, do not install the software. You may obtain a refund within 14 days through the dealer where you purchased the software, or if purchased at any of Audiority online stores, by contacting [info@audiority.com](mailto:info@audiority.com).

The terms of this license agreement are as follows:

By installing the software, you confirm your acceptance of the Audiority Srls End User License Agreement. This is a non-exclusive, single-user License.

This End User License Agreement ("Agreement") is between Audiority Srls and you.  
IMPORTANT – PLEASE READ THIS LICENSE AGREEMENT CAREFULLY BEFORE INSTALLING THIS SOFTWARE.

By using the Audiority Srls Software you accept these terms. The Audiority Srls Software may be distributed with software or components from third-parties ("Third-Party Software"). Use of Third-Party Software is also subject to the terms of this EULA.

### 1. Limited Use License.

The Software is licensed, not sold, by Audiority or its Third-Party Software suppliers ("Suppliers") to the original end user for use only on the terms set forth in the Agreement. If and only if your Software is purchased through a Audiority Authorized Dealer or Distributor, Audiority, as Licensor, grants you, as an end user Licensee, a non-exclusive license to use the Software (which includes computer software, updates and any bug fixes subsequently delivered and associated media, printed materials and "online" or electronic documentation).

### 2. Title.

The Software is owned by Audiority or its Suppliers as applicable, and is protected by copyright laws and international treaty provisions, as well as other intellectual property laws and treaties. Audiority (or its Suppliers, as applicable) retains title to and ownership of the Software and all copies, as well as any rights not specifically granted. This Agreement only gives you certain rights to use the Software and related documentation, which may be revoked if you do not follow these terms.

### 3. Limited Rights to Install and Use the Software.

#### (i) Permitted use and restrictions.

You may install the Software into the memory of no more than three computers for your internal business use or your own personal enjoyment, but may not redistribute or electronically transfer the Software to someone else's computer or operate it in a time-sharing or service-bureau operation.

#### (ii) Reverse engineering and copying limitations.

You may make one copy of the Software for backup purposes only (and replacement backup copies in the event of loss of or damage to a backup copy), provided you include all copyright notices contained on the original media on the backup copy. You may not modify, translate, adapt, reverse engineer, decompile, create other works from, or disassemble the Software or any portions thereof (except and to the extent that applicable law expressly permits reverse engineering, decompilation or disassembly).

#### (iii) Technical limitations.

The Software may include technological measures that are designed to prevent or detect unlicensed use of the Software. Circumvention of these technological measures is prohibited, except and only to the extent that applicable law expressly permits, despite this limitation. Any attempt to circumvent technical limitations may render the Software or certain features unusable or unstable, and may prevent you from updating or upgrading the Software.

#### (iv) No reconfiguration.

The Software is licensed for installation and use only in the manner it was provided to you, as configured by an automated installation program provided with the Software, or as described in Audiority's Documentation. You may not separate the components contained in the Software or otherwise reconfigure the Software to circumvent technical limitations on the use of the Software or to otherwise exceed the scope of your license.

### 4. Export and Renting Restrictions.

You may not export, convey, rent, sublicense, or otherwise distribute the Software or any rights therein to any person or entity.

### 5. License Transfer.

Except if otherwise stated within this EULA, Licensee may resell the software to a third party or transfer the software permanently if the Licensee purchased the Software from any Audiority store or from any Audiority Dealer. Audiority reserves all rights to deny any requests for the transfer of this license, and may institute transfer fees and policies as it sees fit at the time of any request for the transfer of this license, if the Licensee purchased the license from another Licensee.

By transferring a license, the third party agrees in writing with this EULA and Licensee ceases all use of the software, completely removes all installed copies of the software from its computer and – if the software was not purchased via download – deletes or transfers the original data storage to the third party (if Licensee is not obliged to a longer storage by law). NFR (not for resale) copies, including freeware products, free bonus products, and giveaway copies, cannot be resold.

Following respective request from Licensee via its email address registered with Audiority, and payment of the Transfer Fee, the license file of the Product will be transferred by Audiority to the third party, and at the same time the registration of Licensee for the software purchased will be deleted. The current and updated Transfer Fee can be found at this address <https://www.audiority.com/faq/#1509113035751-cec03c9c-5c77>

### 6. Excluded Products.

Audiority and its Suppliers give NO warranty for Software free of charge, including Software designated as "demo", "limited release," "pre-release," "loan," "beta" or "test." This Software is provided "AS IS."

### 7. Limitation of Liability.

AUDIORITY AND ITS SUPPLIERS SHALL HAVE NO LIABILITY TO YOU WHETHER IN CONTRACT, TORT, NEGLIGENCE OR PRODUCTS LIABILITY, FOR ANY CLAIM, LOSS, OR DAMAGE, INCLUDING BUT NOT LIMITED TO LOST PROFITS, LOSS OF USE, BUSINESS INTERRUPTION, LOST DATA, OR LOST FILES, OR FOR ANY INDIRECT, SPECIAL, INCIDENTAL OR CONSEQUENTIAL DAMAGES OF ANY KIND OR NATURE WHATSOEVER ARISING OUT OF OR IN CONNECTION WITH THE USE OF OR INABILITY TO USE THE SOFTWARE OR DOCUMENTATION, OR THE PERFORMANCE OR OPERATION OF THE SOFTWARE, EVEN IF AUDIORITY OR ITS SUPPLIERS HAS BEEN ADVISED OF THE POSSIBILITY OF SUCH DAMAGES. SOME STATES DO NOT ALLOW THE EXCLUSION OR LIMITATION OF INCIDENTAL OR CONSEQUENTIAL DAMAGES, SO THE ABOVE EXCLUSION OR LIMITATION MAY NOT APPLY TO YOU. IN NO EVENT SHALL AUDIORITY'S TOTAL LIABILITY TO YOU FOR ALL DAMAGES, LOSSES, AND CAUSES OF ACTION WHETHER IN CONTRACT, TORT (INCLUDING NEGLIGENCE) OR OTHERWISE EXCEED THE AMOUNT PAID BY YOU FOR THE SOFTWARE.

8. Termination.

To the extent permitted by law, and without prejudice to any other rights Audiority may have, Audiority may terminate your license if you materially breach these terms and conditions.

9. Third-Party Software and Information.

This EULA governs any Third-Party Software distributed by Audiority. Audiority may include information about third party products and services, including links to Web sites run by others. Audiority is not responsible for, and does not endorse or sponsor, this third-party information.

10. Miscellaneous.

This Agreement constitutes the entire agreement between the parties with respect to the use of the Software and Documentation, and supersedes all prior or contemporaneous understandings or agreements, written or oral, regarding such subject matter. No amendment to or modification of this Agreement will be binding unless in writing and signed by a duly authorised representative of Audiority.

Should you have any questions concerning this Agreement, please contact Audiority Srls at [info@audiority.com](mailto:info@audiority.com)

Copyright ©2010-2018 Audiority Srls. All rights reserved.

Last updated on August 1, 2018

# Thank You

We wanna thank you for buying **Audiority Distortion 1** plugin.

We hope you will enjoy it as much as we did.

If you have any question, concerns, technical issues or even for just say 'Hello', get in touch with us at:

[info@audiority.com](mailto:info@audiority.com)

or checkout our site at [www.audiority.com](http://www.audiority.com)

Cheers,  
Luca

## Follow us on:

[Facebook](#)

[Twitter](#)

[SoundCloud](#)

[YouTube](#)

[Instagram](#)

## Official Facebook Support:

[Audiority Audiophiles](#)

**Audiority User Area: (registration is required to access the UA and download installers and license files)**

[Audiority User Area](#)

