



Echoes T7E mkII

(AU, AAX, CLAP, VST2, VST3)

produced by Luca Capozzi (Audiority), November 2017.

Current Manual version: v2.3 (Sep 2024)

Echoes T7E is a faithful recreation of the iconic Binson® Echorec® T7E vintage tube magnetic echo made in Italy in the early '60s. This echo effect unit is based on a magnetic spinning drum with both record and playback heads arranged around a recording wire wound around the drum circumference. This solution provides better stability over the usual tape transport with reduced wow and flutter.

Since the main “core” of this effect is based on the above mechanism, we modelled both the mechanics and the electronics. **Echoes T7E** also provides 3 different playback modes allowing you to set different spinning speed, extend the global delay line or ever synchronize it to your host tempo extending the original delay length from ~310ms up to ~11s or down to 0ms, allowing you to use the plugin as a preamp.

Please, read carefully both product specifications and system requirements **before** purchasing any **Audiority** products.

* All product names used in this document and our site (www.audiority.com and associated Audiority websites) are trademarks of their respective owners, which are in no way associated or affiliated with Audiority. These trademarks of other manufacturers are used solely to identify the products of those manufacturers whose tones/sounds/characteristics were studied during Audiority's sound model development.

Binson is a registered trademarks of Universal Audio, Inc. Echorec is a registered trademark of Nicholas Harris.

Echoes T7E mkII

produced by Audiority, November 2017.

Credits

Code & DSP: Luca Capozzi (Progsounds / Audiority), November 2017.

GUI Design: Luca Capozzi

Published under Audiority brand by Progsounds by Luca Capozzi

Copyright © 2017 – Progsounds by Luca Capozzi – All rights reserved.

Copyright © 2018-2024 – Audiority Srls – All rights reserved.

Specifications

- 3 Playback Modes: Classic, Varispeed and Sync
- 4 Playback Heads (equally spaced)
- PE 603 style head switching matrix
- EM81 “Magic Eye” Tube Level Indicator
- 3 Echo Modes: Echo, Repeat and Swell
- 12 Heads combinations
- Tone, Error and Volume controls for each head
- Independent panning for each head
- Stereo Spread
- Magnetic Drum Age and Speed settings
- Internal hum noise (for increased realism and self oscillation)
- Input Tube Low Cut
- Delay Extension (up to 11s with Speed at minimum)
- Pre-amp mode (with Delay Extension set to 0)
- Output Booster
- Speed Filter
- Lite Mode

System Requirements

PC

- Windows 7 64bit or later
- Intel i5 or equivalent
- 2 GB RAM
- Screen resolution: 1024×768
- VST2, VST3, AU, CLAP 64-bit host
- PT11 or higher, AAX 64-bit host

MAC (Intel)

- OSX 10.13 or later
- Intel i5 or equivalent
- 2 GB RAM
- Screen resolution: 1024×768
- VST2, VST3, AU, CLAP 64-bit host
- PT11 or higher, AAX 64-bit host

MAC (Silicon)

- macOS 11.0 or later
- M1 or higher
- 2 GB RAM
- Screen resolution: 1024×768
- VST2, VST3, AU, CLAP 64-bit host
- PT11 or higher, AAX 64-bit host

UPDATING FROM ECHOES T7E V2.0 OR LOWER

Due to the changes on our licensing system, updating from v2.0 or lower will require a new activation. If you are upgrading from v1.x, it will be installed as a new plugin rather than updating your current version.

FILE LOCATIONS

Mac

All presets, license, IR files and settings are located in:
/Users/Shared/Audiority/

AAX, CLAP and VST plugins will be placed in their own Audiority sub-folder located in:

AAX: /Library/Application Support/Avid/Audio/Plug-Ins/Audiority
CLAP: /Library/Audio/Plug-Ins/CLAP/Audiority
VST: /Library/Audio/Plug-Ins/VST/Audiority
VST3: /Library/Audio/Plug-Ins/VST3/Audiority

PC

All presets, license, IR files and settings are located to:
C:\Users\Public\Public Documents\Audiority

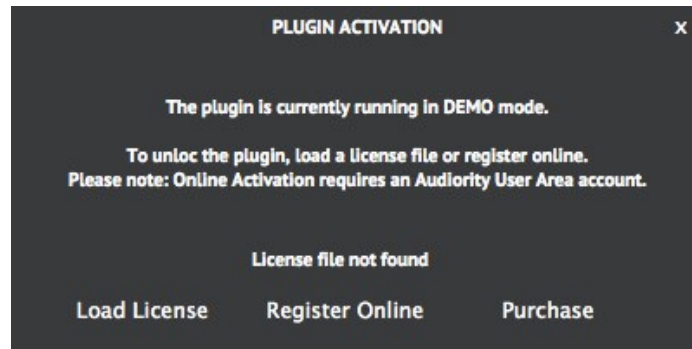
AAX, CLAP and VST plugins will be placed in their own Audiority sub-folder, usually located in:

AAX: C:\Program Files\Avid\Audio\Plug-Ins\Audiority
CLAP: {Your CLAP Path}\Audiority
VST: {Your VST Path}\Audiority
VST3: {Your VST3 Path}\Audiority

TABLE OF CONTENTS

UPDATING FROM ECHOES T7E V2.0 OR LOWER.....	3
FILE LOCATIONS.....	3
PLUGIN ACTIVATION.....	5
USER AREA AND REDEEM CODES.....	6
USER PATHS SETTING.....	7
PLUGIN MAIN PARAMETERS.....	8
TOOLBAR.....	8
PLAY MODES.....	8
DELAY CONTROLS.....	8
EXTRA SETTINGS.....	10
HEAD 1 ~ 4.....	10
GLOBAL.....	10
BOTTOM PANEL.....	11
EXTRA PARAMETERS.....	12
MEMORY SYSTEM AND SWITCHING CIRCUITRY.....	13
CHANGELOG.....	14

PLUGIN ACTIVATION



Once you install and open the plugin for the first time, it will be in **Demo Mode** until a license file is loaded. In Demo Mode the plugin will output 3 seconds of silence every minute.

You can activate the plugin either OFFLINE or ONLINE.

OFFLINE ACTIVATION

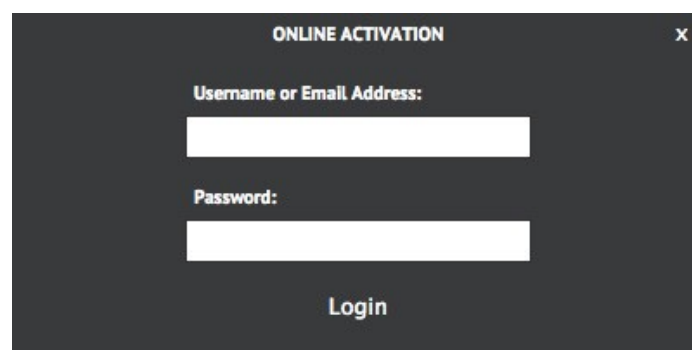
If you purchased the plugin from our site, you should have received an email to download the installers and the license file. Save the license file you got with your purchase email (or via our User Area) anywhere on your computer.

Then, to activate the plugin, click on the **Audiority** logo and select “**Register**”. The Registration window will pop up allowing you to load the license file you got while purchasing the plugin by clicking the “**Load License**” button. Alternatively, you can drag and drop the license file on the registration window.

NOTE: If you purchased the plugin from one of our dealers, please check the “**USER AREA AND REDEEM CODES**” section below.

ONLINE ACTIVATION

If you are registered to our User Area, then you can activate the plugin online.



Insert your Username (or email address), your password and click the “**Login**” button. The license file will be automatically delivered in your computer and the plugin will be activated.

USER AREA AND REDEEM CODES

If you purchased from one of our dealers, then you should have received an email with a redeem code. This code is required to deposit a license in your User Area account and let you download the license file or activate the plugin online.

If you don't have an User Area account yet, please follow these steps:

- 1) Go to <https://www.audiority.com/register> and fill out the signup form.

IMPORTANT: Please be sure to register with the **e-mail address you use for your purchases**, otherwise your products will not show. Since we use reCAPTCHA for registration only, please temporarily disable any ad blocker you are using.

Username

First Name

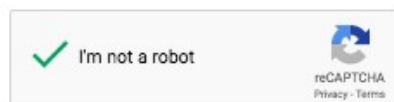
Last Name

Purchase E-mail Address

Password

Confirm Password

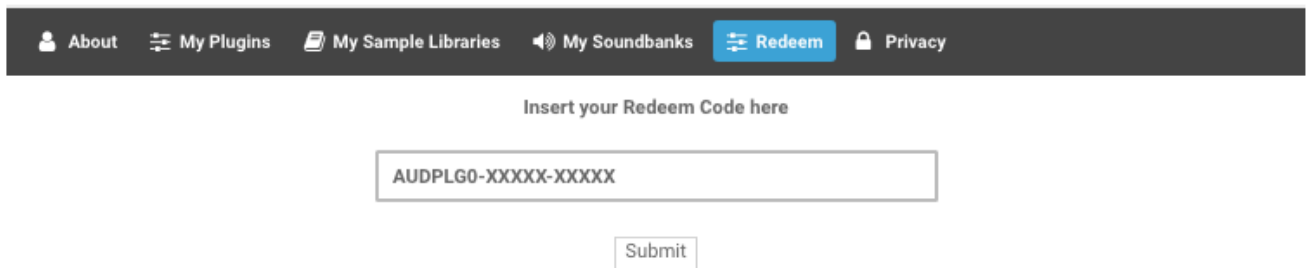
☒ I read and agree to the Privacy Policy and Terms of Use



Register

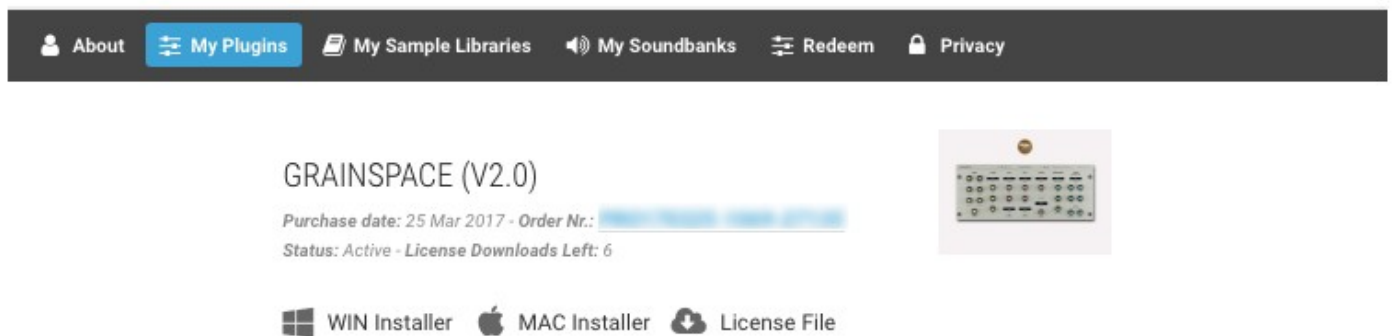
Login

2) Once registered, log in to your account by clicking the User Area section of our site. Click the **REDEEM** section of your account and paste the code you received via email from our dealer.



The screenshot shows a website's navigation bar with links: About, My Plugins, My Sample Libraries, My Soundbanks, Redeem (highlighted in blue), and Privacy. Below the navigation bar, there is a text input field labeled "Insert your Redeem Code here" containing the code "AUDPLG0-XXXXX-XXXXX". Below the input field is a "Submit" button.

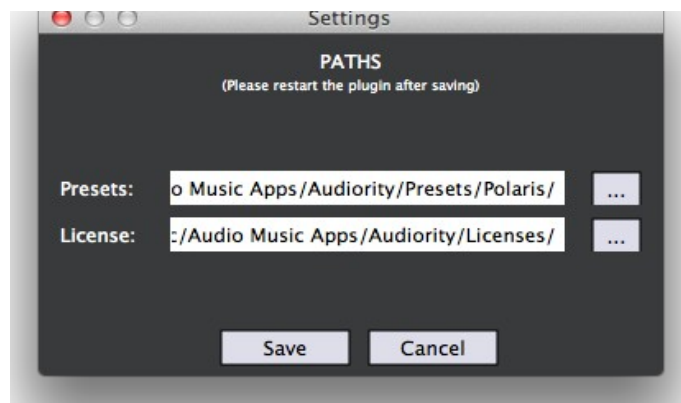
3) After submitting the code, a license will be deposited in your account and will be shown in “**MY PLUGINS**” section of your User Area.



The screenshot shows the 'MY PLUGINS' section of the website. The navigation bar includes links: About, My Plugins (highlighted in blue), My Sample Libraries, My Soundbanks, Redeem, and Privacy. The main content area displays the license for 'GRAINSPACE (V2.0)'. It includes the purchase date '25 Mar 2017', order number, and status 'Active - License Downloads Left: 6'. There are three download options: 'WIN Installer', 'MAC Installer', and 'License File' (which is highlighted).

4) Now you can click “License File” and save the license anywhere on your computer and ready to be loaded through the plugin registration window. You can also skip this part and activate your plugin online (see previous section of this manual).

USER PATHS SETTING



By selecting “**Settings**” from the logo menu, you can change the path for **Presets** and **License** folders.

Note: Please do not move the **Settings** folder from its default location.

PLUGIN MAIN PARAMETERS



PLEASE NOTE: The following parameters will **ONLY** affect the wet signal, like in the original unit.

TOOLBAR

The Toolbar allows you to manage the plugin presets, register the plugin and set some global parameters.

Click the **AUDIORITY** logo, in the top left corner of the Toolbar, to visit our website and social profiles, register the plugin, change the interface size and customize the paths for license and preset files. The **HQ** button will enable oversampling, useful to reduce aliasing when the signal saturates. Use the **Randomize** and **Reset** buttons to experiment with random presets or restoring it to its saved version. The **NOTIFICATIONS** (bell) icon will show you when a new update is available and other relevant news and offers.

PLAY MODES

CLASSIC	Original unit's playback with fixed magnetic drum speed.
VARI	Allows to change the magnetic drum speed changing the heads delay time at the price of reduced speed stability at lower RPMs. (See SPEED parameter in the next page)
SYNC	Locks the magnetic drum speed to the host tempo in RPM (Rounds Per Minute). If the host tempo is above 100 BPM, the resulting RPM will be half the BPM to keep the delay musica.

DELAY CONTROLS

INPUT CONTROL	Controls the level of the input to the delay line. High levels will overdrive the input tube.
LENGTH OF SWELL	Controls the amount of feedback (number of repeats). High settings will make the unit self oscillate.
VOLUME	Sets the delay volume.
BASS / TREBLE	Controls the tone of the signal.
SELECTOR	The selector has 3 modes: <ul style="list-style-type: none">- Echo: one repetition, no feedback- Rep: standard delay with feedback- Swell: like "Rep", but with overlaps from all the heads. Feedback is applied only on the heads selected with the "Switch" knob.
SWITCH	Selects different combinations between the playback heads.
EXTRA SETTINGS	The little triangle in the bottom right corner of the interface will open/close the extra settings page. See next page for more information.

PARAMETER LOCKING: Each one of the knobs can be locked so it won't change its value. This is very useful when you load the plugin on an AUX/SEND channel. To lock a knob, simply **RIGHT CLICK** it and select **LOCK PARAMETER**.

PARAMETER EDITING: You can manually edit each knob via SHIFT + Double Click on the desired knob.

RESIZING THE GUI: You can change the size of the GUI by dragging the bottom right corner of the interface.

TIP



A spinning metal thing... what would ever happen if I put my fingers on it? ;)

EXTRA SETTINGS



PLEASE NOTE: The following parameters will **ONLY** affect the wet signal, like the original unit.

HEAD 1 ~ 4

TONE	Sets the tone of the head.
ERROR	Controls the position error of the head along the magnetic drum.
VOL	Sets the volume of the head.

GLOBAL

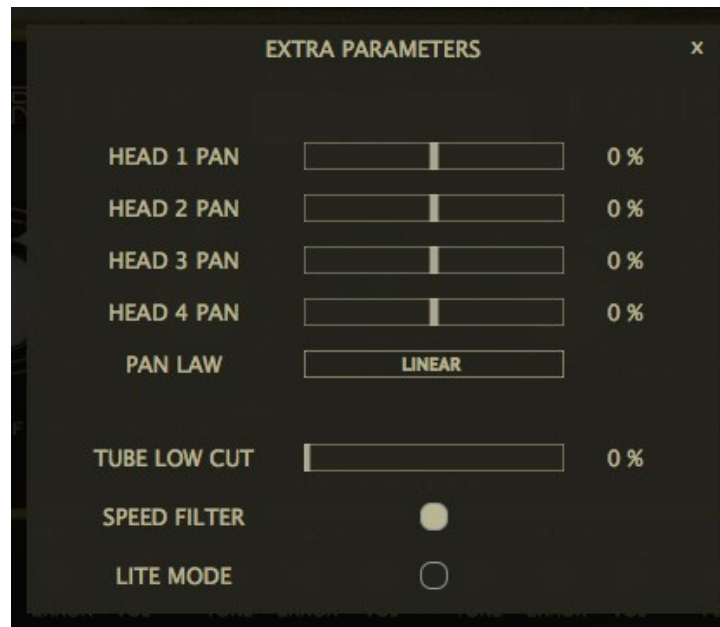
FBK	Sets the minimum amount of signal that will be fed back and adjusted by “Length of Swell” knob.
SPEED	In VARI mode only, controls the rotation speed of the magnetic drum. Slower speed will provide longer delay times, at the expense of speed precision.
AGE	Controls the brightness and speed precision of the unit. At 100% the machine is like brand new.
NOISE	Controls the level of the hum noise. This is useful to increase realism and to get the unit to self oscillate without having any other signal passing through. This feature has been extensively used during the ‘70s to get some serious psychedelic effects.
MIX	Controls the balance between the dry and wet signal.

BOTTOM PANEL

PLAYBACK 1-4	Sets the heads that will play a single echo.
REP/SWELL 1-4	Sets the heads that will feed back to the input.
STEREO SPREAD	Spreads each head apart in the stereo field by few milliseconds. Best used with single heads.
DELAY EXTENSION	Extends (or reduces) the global delay time. With SPEED set to the minimum and DELAY EXTENSION to the maximum, you can go up to 11s. When DELAY EXTENSION is set to 0, you'll be able to use the plugin as a preamp, retaining the magnetic disc colour.
OUTPUT BOOST	Use this to gain stage Echoes T7E mkII. This will boost both dry and wet signals.

PARAMETER LOCKING: Each one of the knobs can be locked so it won't change its value. This is very useful when you load the plugin on an AUX/SEND channel. To lock a knob, simply **RIGHT CLICK** it and select **LOCK PARAMETER**.

EXTRA PARAMETERS WINDOW



The **EXTRA PARAMETERS** panel can be accessed by clicking the gear icon in the bottom left corner of the main Echoes T7E panel, just behind the **INPUT CONTROL** knob.

EXTRA PARAMETERS

HEAD 1-4 PAN

Controls the position of each head in the stereo field.

PAN LAW

Changes the panning behaviour by switching between Linear (0 dB at center) and Pan (-3dB at center). This selection will also impact how much feedback you will get in the circuit. Use Linear keep the traditional high feedback of Echoes, or Pan (-3dB) for a shorter and more “traditional” feedback.

TUBE LOW CUT

Sets the bias in the input tube high-pass filter circuit, cutting off the low end of the incoming signal.


SPEED FILTER

Adds extra realism when you change the **SPEED** parameter. A slower speed, means the delay will be darker, while a higher speed brings a brighter echo.

LITE MODE

Disables most of the circuit modelling features and replaces non-linear circuits with static waveshapers. The colour is different, but CPU use is greatly reduced.

MEMORY SYSTEM AND SWITCHING CIRCUITRY



Echoes T7E memory system is based on the same concept as the original unit. A metal wheel, with an aluminium threaded ring, features a very thin recording-grade stainless steel wire wound around the threaded ring circumference. Record and playback heads are arranged around the edge of the drum. This concept provides greater stability over the usual tape transport, with reduced wow and flutter. In the picture above you can see that heads arrangement: R and E are, respectively, the Record and Erase heads, while the other one (numbered from 1 to 4) are the playback heads.



The **SELECTOR** and **SWITCH** knobs form the switching circuitry. The **SELECTOR** knob allows selection between **ECHO**, **REPEAT** and **SWELL**. **ECHO** is just one repeat; **REPEAT** is multiple repetitions, depending on the "LENGTH OF SWELL" knob; **SWELL** is pretty much like **REPEAT**, but introduces a little signal from all four playback heads in the mix. That's very useful to reproduce reverb type effects.

The **REPEAT** setting is the one to use to replicate those classic progressive psychedelic early '70s rock sound.

Position	Head 1	Head 2	Head 3	Head 4
1	•			
2		•		
3			•	
4				•
5	•	•		
6		•	•	
7			•	•
8	•		•	
9		•		•
10	•	•	•	
11		•	•	•
12	•	•	•	•

The **SWITCH** knob enable the selection of different heads and combination of heads for single and multi-tap delay. This chart shows the **DEFAULT** combinations available with the 12 positions **SWITCH** knob.

You can change the heads configuration for each **SWITCH** position using the **HEADS CONFIGURATION** buttons in the bottom panel.

CHANGELOG

v2.3 (September 2024)

- NEW: Updated Framework
- FIX: Improved UI contrast
- FIX: Improved automations and randomizer
- BREAKING CHANGE: Minimum macOS version is now 10.13

v2.2.2 (December 2022)

- FIX: Session not correctly restored on some configurations

v2.2.1 (November 2022)

- FIX: License getting invalidated on some configurations
- CHANGE: AAX Universal Binary 2 (Mac only)

v2.2 (November 2022)

- NEW: Updated Framework
- NEW: CLAP plugin format (beta)
- NEW: Persistent GUI settings (via Settings option)
- FIX: iTunes bug workaround (macOS only)
- CHANGE: Improved error messages
- CHANGE: License file name now reflects the full plugin name to allow both mkl and mkII on the same machine

v2.1.4 (November 2021)

- FIX: Gain overload on AU version

v2.1.3 (November 2021)

- NEW: Framework update
- FIX: Minor performance loss on some configurations

v2.1.2 (October 2021)

- FIX: Silence triggering while activated

v2.1.1 (October 2021)

- FIX: License files invalidated on some configurations

v2.1 (September 2021)

- NEW: Updated Framework
- NEW: Universal 2 Binary for Apple Silicon Macs
- NEW: High resolution GUI
- NEW: Vector toolbar
- NEW: Corner Resizer (bottom right corner of the UI)
- FIX: Improved Licenser and Online Activation
- FIX: Mono channel configuration is available again
- FIX: Switch knob not showing delay values
- FIX: Extra Settings GUI section state is now saved and loaded from project sessions
- CHANGE: HQ is now global (per session)
- BREAKING CHANGE: Improved Swell Mode. Now all the heads are recirculating in the feedback loop
- BREAKING CHANGE: Improved licenser requires a new activation

v2.0 (November 2019)

- NEW: Heads configuration matrix
- NEW: Delay Extension (set to 0 to use Echoes as a preamp)
- NEW: Output Boost
- NEW: Speed Filter
- NEW: Lite Mode
- NEW: Notifications System
- NEW: VST3 plugin format
- NEW: HQ Mode
- NEW: Mac OSX 10.15 Catalina support
- CHANGE: SWITCH position saves the current Heads Matrix Configuration
- CHANGE: Improved Swell heads volume
- CHANGE: Stereo Spread in front panel
- CHANGE: New framework
- CHANGE: 64bit only
- FIX: Feedback still active when knob is on 0
- FIX: Wrong output volume translation from presets < v1.1

For older changes, please check the product page

Audiority Srls – EULA (End-User License Agreement)

The software that accompanies this license is supplied under a license agreement. By installing this software you are agreeing to the Audiority License Agreement. If you do not agree with these terms, do not install the software. All software download purchases are non-refundable. However, if you haven't downloaded a license file (or used a redeem code), you may obtain a refund within 14 days through the dealer where you purchased the software, or if purchased at any of Audiority online stores, by contacting support@audiority.com.

The terms of this license agreement are as follows:

By installing the software, you confirm your acceptance of the Audiority Srls End User License Agreement.
This is a revocable, non-exclusive, single-user License.

This End User License Agreement ("Agreement") is between Audiority Srls and you.

IMPORTANT – PLEASE READ THIS LICENSE AGREEMENT CAREFULLY BEFORE INSTALLING THIS SOFTWARE.

By using the Audiority Srls Software you accept these terms. The Audiority Srls Software may be distributed with software or components from third-parties ("Third-Party Software"). Use of Third-Party Software is also subject to the terms of this EULA.

1. Limited Use License.

The Software is licensed, not sold, by Audiority or its Third-Party Software suppliers ("Suppliers") to the original end user for use only on the terms set forth in the Agreement. If and only if your Software is purchased through a Audiority Authorized Dealer or Distributor, Audiority, as Licensor, grants you, as an end user Licensee, a non-exclusive license to use the Software (which includes computer software, updates and any bug fixes subsequently delivered and associated media, printed materials and "online" or electronic documentation).

2. Title.

The Software is owned by Audiority or its Suppliers as applicable, and is protected by copyright laws and international treaty provisions, as well as other intellectual property laws and treaties. Audiority (or its Suppliers, as applicable) retains title to and ownership of the Software and all copies, as well as any rights not specifically granted. This Agreement only gives you certain rights to use the Software and related documentation, which may be revoked if you do not follow these terms.

3. Limited Rights to Install and Use the Software.

(i) Permitted use and restrictions.

You may install the Software into the memory of no more than three computers for your internal business use or your own personal enjoyment, but may not redistribute or electronically transfer the Software to someone else's computer or operate it in a time-sharing or service-bureau operation.

(ii) Reverse engineering and copying limitations.

You may make one copy of the Software for backup purposes only (and replacement backup copies in the event of loss of or damage to a backup copy), provided you include all copyright notices contained on the original media on the backup copy. You may not modify, translate, adapt, reverse engineer, decompile, create other works from, or disassemble the Software or any portions thereof (except and to the extent that applicable law expressly permits reverse engineering, decompilation or disassembly). This includes, but it's not limited to, analytical captures, impulse responses, profiles and/or machine learning training/validation/prediction.

(iii) Technical limitations.

The Software may include technological measures that are designed to prevent or detect unlicensed use of the Software. Circumvention of these technological measures is prohibited, except and only to the extent that applicable law expressly permits, despite this limitation. Any attempt to circumvent technical limitations may render the Software or certain features unusable or unstable, and may prevent you from updating or upgrading the Software.

(iv) No reconfiguration.

The Software is licensed for installation and use only in the manner it was provided to you, as configured by an automated installation program provided with the Software, or as described in Audiority's Documentation. You may not separate the components contained in the Software or otherwise reconfigure the Software to circumvent technical limitations on the use of the Software or to otherwise exceed the scope of your license.

4. Export and Renting Restrictions.

You may not export, convey, rent, sublicense, or otherwise distribute the Software or any rights therein to any person or entity.

5. Feedback.

Audiority shall have a royalty-free, worldwide, transferable, sublicenseable, irrevocable, perpetual license to use or incorporate into the Software any suggestions, ideas, enhancement requests, feedback, recommendations or other information provided by You relating to the features, functionality or operation of the Software ("Feedback"); provided, however, that Audiority shall have no obligation to use or incorporate into the Software any Feedback, and You shall have no obligation to provide Feedback.

6. Registration Information.

Audiority uses named licenses for its products. When You activate the Software, Audiority may collect your name and email address and other contact information that You choose to provide ("Registration Information"). You agree to provide your real full name (or company name) to Audiority in order to comply with the requirements needed to generate such licenses. Audiority reserves all rights to terminate a license in any moment if the information provided are incorrect and/or fake (pseudonyms, anonymous or fake names like "John Doe" are not allowed) without any notice. You agree that Audiority may use this Registration Information to contact You regarding your purchase and to deliver notifications relative to your use of the Software. Audiority does not collect or retain any financial information from or about You (such as payment card information).

7. License Transfer.

Except if otherwise stated within this EULA, Licensee may resell the software to a third party or transfer the software permanently if the Licensee purchased the Software from any Audiority store or from any Audiority Dealer. Audiority reserves all rights to deny any requests for the transfer of this license, and may institute transfer fees and policies as it sees fit at the time of any request for the transfer of this license, if the Licensee purchased the license from another Licensee. By transferring a license, the third party agrees in writing with this EULA and Licensee ceases all use of the software, completely removes all installed copies of the software from its computer and – if the software was not purchased via download – deletes or transfers the original data storage to the third party (if Licensee is not obliged to a longer storage by law). NFR (not for resale) copies, including freeware products, free bonus products, and giveaway copies, cannot be resold. Following respective request from Licensee via its email address registered with Audiority, and payment of the Transfer Fee, the license file of the Product will be transferred by Audiority to the third party, and at the same time the registration of Licensee for the software purchased will be deleted. The current and updated

Transfer Fee can be found at this address <https://www.audiority.com/faq/#1509113035751-cec03c9c-5c77>

8. Excluded Products.

Audiority and its Suppliers give NO warranty for Software free of charge, including Software designated as "demo", "limited release," "pre-release," "loan," "beta" or "test." This Software is provided "AS IS."

9. Limitation of Liability.

AUDIORITY AND ITS SUPPLIERS SHALL HAVE NO LIABILITY TO YOU WHETHER IN CONTRACT, TORT, NEGLIGENCE OR PRODUCTS LIABILITY, FOR ANY CLAIM, LOSS, OR DAMAGE, INCLUDING BUT NOT LIMITED TO LOST PROFITS, LOSS OF USE, BUSINESS INTERRUPTION, LOST DATA, OR LOST FILES, OR FOR ANY INDIRECT, SPECIAL, INCIDENTAL OR CONSEQUENTIAL DAMAGES OF ANY KIND OR NATURE WHATSOEVER ARISING OUT OF OR IN CONNECTION WITH THE USE OF OR INABILITY TO USE THE SOFTWARE OR DOCUMENTATION, OR THE PERFORMANCE OR OPERATION OF THE SOFTWARE, EVEN IF AUDIORITY OR ITS SUPPLIERS HAS BEEN ADVISED OF THE POSSIBILITY OF SUCH DAMAGES. SOME STATES DO NOT ALLOW THE EXCLUSION OR LIMITATION OF INCIDENTAL OR CONSEQUENTIAL DAMAGES, SO THE ABOVE EXCLUSION OR LIMITATION MAY NOT APPLY TO YOU. IN NO EVENT SHALL AUDIORITY'S TOTAL LIABILITY TO YOU FOR ALL DAMAGES, LOSSES, AND CAUSES OF ACTION WHETHER IN CONTRACT, TORT (INCLUDING NEGLIGENCE) OR OTHERWISE EXCEED THE AMOUNTS RECEIVED FROM YOU FOR YOUR LICENSE OF THE SOFTWARE.

10. Termination.

To the extent permitted by law, and without prejudice to any other rights Audiority may have, Audiority may terminate your license if you materially breach these terms and conditions.

11. Third-Party Software and Information.

This EULA governs any Third-Party Software distributed by Audiority. Audiority may include information about third party products and services, including links to Web sites run by others. Audiority is not responsible for, and does not endorse or sponsor, this third-party information.

12. Miscellaneous.

This Agreement constitutes the entire agreement between the parties with respect to the use of the Software and Documentation, and supersedes all prior or contemporaneous understandings or agreements, written or oral, regarding such subject matter. No amendment to or modification of this Agreement will be binding unless in writing and signed by a duly authorized representative of Audiority.

Should you have any questions concerning this Agreement, please contact Audiority Srls at info@audiority.com

Copyright ©2010-2024 Audiority Srls. All rights reserved.

Last updated on Jan 25th, 2023

Thank You

We wanna thank you for buying **Audiority Echoes T7E mkII** plugin.

We hope you will enjoy it as much as we did.

If you have any question, concerns, technical issues or even for just say 'Hello', get in touch with us at:

info@audiority.com

or checkout our site at www.audiority.com

Cheers,
Luca

Follow us on:

[Facebook](#)

[YouTube](#)

[Instagram](#)

Official Facebook Support:

[Audiority Users](#)

Audiority User Area: (registration is required to access the UA and download installers and license files)

[Audiority User Area](#)

Join our Discord server:

[Audiority Discord](#)

