



# Pyros

(AAX, AU, CLAP, VST2, VST3)

produced by Luca Capozzi (Audiority Srls), Feb 2022

**Current Manual version: v2.3**

**Pyros** is a collection of aggressive saturation, distortion and mangling effects ideal to destroy and shape your sound in a unique way.

Please, read carefully both product specifications and system requirements **before** purchasing any **Audiority** product.

\*All product names used in this website (www.audiority.com) are trademarks of their respective owners, which are in no way associated or affiliated with Audiority. These trademarks of other manufacturers are used solely to identify the products of those manufacturers whose tones and sounds were studied during Audiority's sound model development.

# Pyros

produced by Audiority, Feb 2022.

## Credits

Code & DSP: Luca Capozzi (Audiority Srls), Feb 2022

GUI Design: Luca Capozzi

Published by Audiority Srls

Copyright © 2014-2017 – Progsounds di Luca Capozzi – All rights reserved.

Copyright © 2018-2024 – Audiority Srl – All rights reserved.

## Specifications

- 25 Algorithms
- Pre Distortion LF Cut
- Input Biasing
- Bipolar Feedback
- Bipolar Envelope Follower
- Hard / Soft clipping
- Input / Output / Mix controls
- Input / Output metering
- Resizable interface

## System Requirements

### PC

- Windows 7 64bit or later
- Intel i5 or equivalent
- 4 GB RAM
- Screen resolution: 1024×768
- VST2, VST3, AU, CLAP 64-bit host
- PT11 or higher, AAX 64-bit host

### MAC (Intel)

- OSX 10.13 or later
- Intel i5 or equivalent
- 4GB RAM
- Screen resolution: 1024×768
- VST2, VST3, AU, CLAP 64-bit host
- PT11 or higher, AAX 64-bit host

### MAC (Silicon)

- macOS 11.0 or later
- M1 or higher
- 4 GB RAM
- Screen resolution: 1024×768
- VST2, VST3, AU, CLAP 64-bit host
- PT11 or higher, AAX 64-bit host

## FILE LOCATIONS

### Mac

All presets, license, IR files and settings are located in:  
/Users/Shared/Audiority/

AAX, CLAP and VST plugins will be placed in their own Audiority sub-folder located in:

AAX: /Library/Application Support/Avid/Audio/Plug-Ins/Audiority  
CLAP: /Library/Audio/Plug-Ins/CLAP/Audiority  
VST: /Library/Audio/Plug-Ins/VST/Audiority  
VST3: /Library/Audio/Plug-Ins/VST3/Audiority

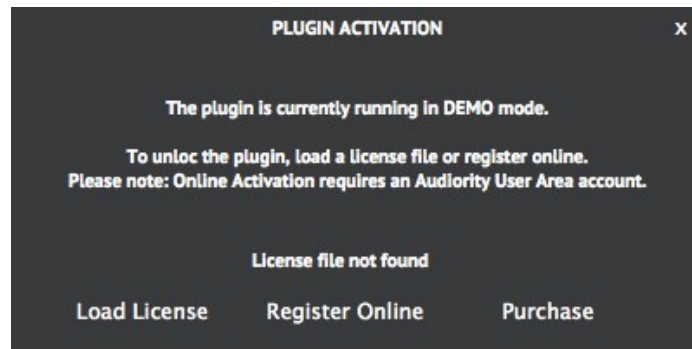
### PC

All presets, license, IR files and settings are located to:  
C:\Users\Public\Public Documents\Audiority

AAX, CLAP and VST plugins will be placed in their own Audiority sub-folder, usually located in:

AAX: C:\Program Files\Avid\Audio\Plug-Ins\Audiority  
CLAP: {Your CLAP Path}\Audiority  
VST: {Your VST Path}\Audiority  
VST3: {Your VST3 Path}\Audiority

## PLUGIN ACTIVATION



Once you install and open the plugin for the first time, it will be in **Demo Mode** until a license file is loaded. In Demo Mode the plugin will output 3 seconds of silence every minute.

You can activate the plugin either OFFLINE or ONLINE.

### OFFLINE ACTIVATION

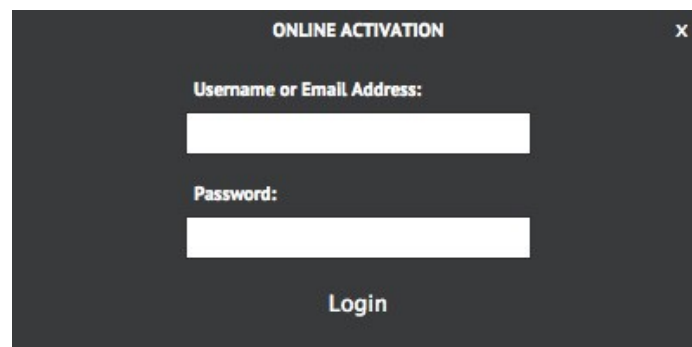
If you purchased the plugin from our site, you should have received an email to download the installers and the license file. Save the license file you got with your purchase email (or via our User Area) anywhere on your computer.

Then, to activate the plugin, click on the **Audiority** logo and select “**Register**”. The Registration window will pop up allowing you to load the license file you got while purchasing the plugin by clicking the “**Load License**” button. Alternatively, you can drag and drop the license file on the registration window.

**NOTE:** If you purchased the plugin from one of our dealers, please check the “**USER AREA AND REDEEM CODES**” section below.

### ONLINE ACTIVATION

If you are registered to our User Area, then you can activate the plugin online.



Insert your Username (or email address), your password and click the “**Login**” button. The license file will be automatically delivered in your computer and the plugin will be activated.

## USER AREA AND REDEEM CODES

If you purchased from one of our dealers, then you should have received an email with a redeem code. This code is required to deposit a license in your User Area account and let you download the license file or activate the plugin online.

If you don't have an User Area account yet, please follow these steps:

- 1) Go to <https://www.audiority.com/register> and fill out the signup form.

**IMPORTANT:** Please be sure to register with the **e-mail address you use for your purchases**, otherwise your products will not show. Since we use reCAPTCHA for registration only, please temporarily disable any ad blocker you are using.

**Username**

Heisenberg58

**First Name**

Walter

**Last Name**

White

**Purchase E-mail Address**

w.white@pollos.com


**Password**

\*\*\*\*\*

**Confirm Password**

\*\*\*\*\*

☒ I read and agree to the Privacy Policy and Terms of Use

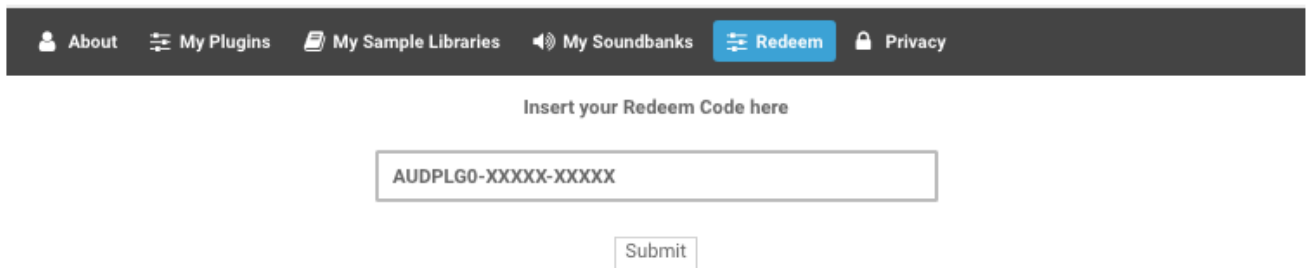
 I'm not a robot



Register

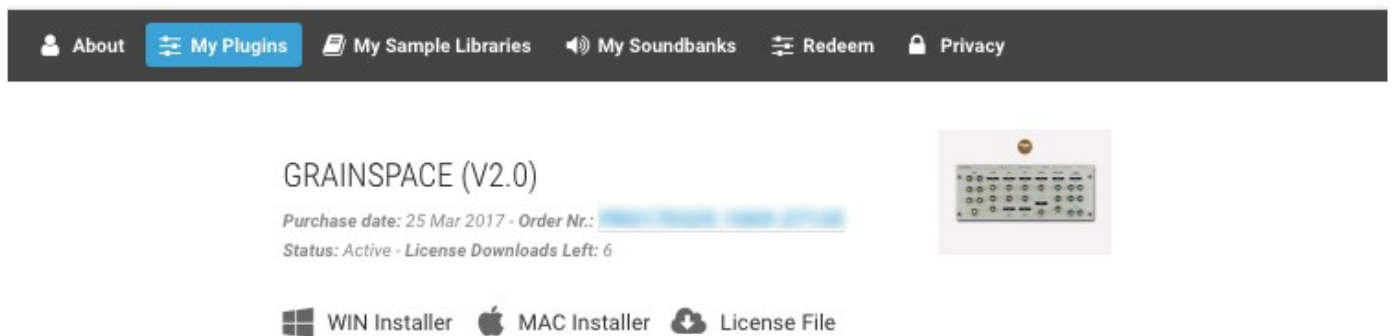
Login

2) Once registered, log in to your account by clicking the User Area section of our site. Click the **REDEEM** section of your account and paste the code you received via email from our dealer.



The screenshot shows a website's top navigation bar with links: About, My Plugins, My Sample Libraries, My Soundbanks, Redeem, and Privacy. Below the navigation bar, there is a text input field labeled "Insert your Redeem Code here" containing the code "AUDPLG0-XXXXX-XXXXX". Below the input field is a "Submit" button.

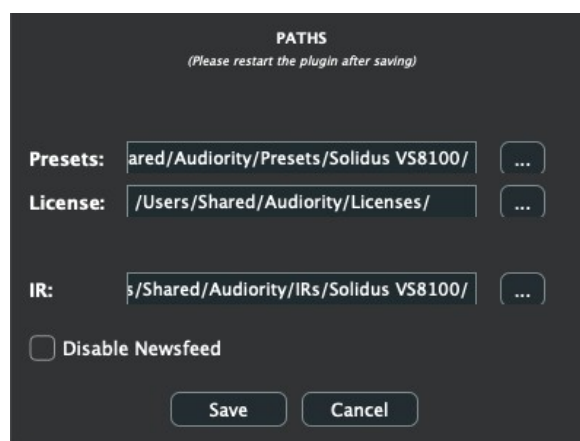
3) After submitting the code, a license will be deposited in your account and will be shown in “**MY PLUGINS**” section of your User Area.



The screenshot shows the "My Plugins" section of the website. The navigation bar is the same as in the previous screenshot. Below the navigation bar, there is a section for "GRAINSPACE (V2.0)". It includes the purchase date "25 Mar 2017", the order number "Order Nr.: [redacted]", and the status "Status: Active - License Downloads Left: 6". To the right of the text is a small image of the plugin's interface. Below the text, there are three download links: "WIN Installer", "MAC Installer", and "License File".

4) Now you can click “License File” and save the license anywhere on your computer and ready to be loaded through the plugin registration window. You can also skip this part and activate your plugin online (see previous section of this manual).

## USER PATHS SETTING



The screenshot shows a dialog box titled "PATHS" with the subtitle "(Please restart the plugin after saving)". It contains three text input fields with "..." buttons to the right: "Presets:" with the path "ared/Audiority/Presets/Solidus VS8100/", "License:" with the path "/Users/Shared/Audiority/Licenses/", and "IR:" with the path "s/Shared/Audiority/IRs/Solidus VS8100/". Below these fields is a checkbox labeled "Disable Newsfeed". At the bottom of the dialog are "Save" and "Cancel" buttons.

By selecting “**Settings**” from the logo menu, you can change the path for **Presets**, **License** and **IR** folders. You can also disable our Newsfeed from here.

**Note:** Please do not move the **Settings** folder from its default location.

# Plugin Parameters



## TOOLBAR

The Toolbar allows you to manage the plugin presets, register the plugin and set some global parameters.

By clicking the **AUDIORITY** logo, in the top left corner of the Toolbar, you'll be able to visit our website and social profiles, register the plugin, change the interface size and customize the paths for license and preset files.

The **HQ** button will enable oversampling, useful to reduce aliasing when the signal saturates. Use the **Randomize** and **Reset** buttons to experiment with random presets or restoring it to its saved version. Press **CTRL+DOUBLE CLICK** on any knob to manually assign a new value.

## PARAMETERS

<b>LF CUT</b>	Cuts the low frequencies from the input signal
<b>PARAM 1 &amp; 2 (DRIVE and STRENGTH)</b>	These parameter changes according to the selected algorithm.
<b>TONE</b>	Frequency cut. Move clockwise to cut the low end or counterclockwise to cut the high end.
<b>CLIPPING (HARD / SOFT)</b>	Switch between HARD (digital) clipping and SOFT (tube-like) clipping
<b>ENV AMT</b>	Adjust the amount of control signal modulating PARAM 1 (DRIVE). Use this to create a dynamic distortion
<b>ENV REL</b>	Adjust the envelope follower release time.
<b>BIAS</b>	Adjust the input signal biasing. Change this parameter to get asymmetrical distortions
<b>SHAPER CARD</b>	Opens the algorithm selection table.
<b>FEEDBACK</b>	Adjust the amount of signal going back to the input. Positive feedback will increase the low end response, while negative feedback will provide a grittier sound.

## PREAMPLIFIER PARAMETERS

<b>INPUT / OUTPUT TRIM</b>	Pre/Post effect gain
<b>INPUT/OUTPUT METER TRIM</b>	Adjust the 0VU reference level of the VU Meter. By default the meters are calibrated to -18dB, leaving plenty of headroom for further processing.
<b>MIX</b>	Dry/wet signal mixer.

## RESIZING CONTROLS (Audiority logo menu)

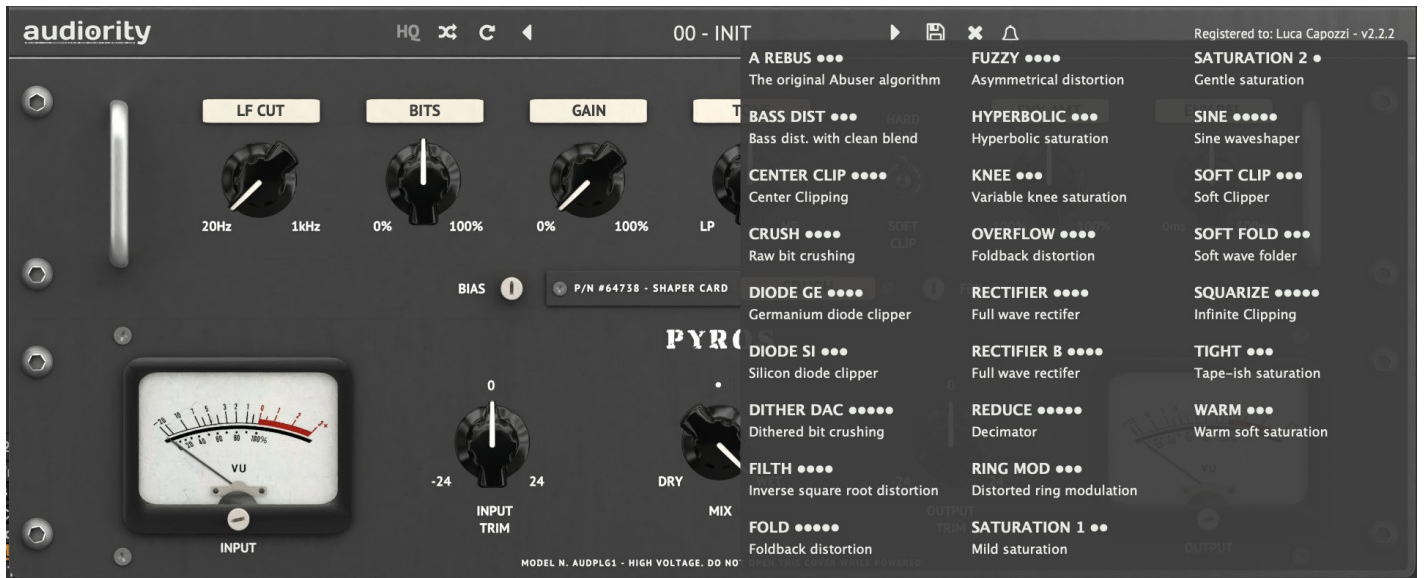
<b>Small / Default / Big Size</b>	Reduce, reset or increase the size of the plugin interface.
<b>Resizing Corner</b>	You can resize from the bottom right corner of the GUI

## RIGHT-CLICK OPTIONS

**PARAMETER LOCKING:** Each one of the knobs and the optical card menus can be locked so it won't change its value. This is very useful when you load the plugin on an AUX/SEND channel. To lock a knob, simply **RIGHT CLICK** it and select **LOCK PARAMETER**.

## Algorithms

Pyros comes with 25 different shaping algorithms. Use this table as quick reference. You can switch algorithm by clicking on the Algorithms Menu or by scrolling on the Algorithms label.



NAME	POWER	DESCRIPTION
A Rebus	●●●	The original algorithm, formerly known as The Abuser.
Bass Dist	●●●	Bass distortion with clean blend
Center Clip	●●●●	Center clipping (removes signal across zero-crossing, leaving only the peaks)
Crush	●●●●	Raw bit crushing
Diode Ge	●●●●	Germanium diode clipper
Diode Si	●●●	Silicon diode clipper
Dither DAC	●●●●●	Dithered bit crushing
Filth	●●●●	Inverse square root distortion
Fold	●●●●●	Foldback distortion
Fuzzy	●●●●	Asymmetrical distortion
Hyperbolic	●●●	Hyperbolic saturation
Knee	●●●	Variable knee saturation
Overflow	●●●●	Foldback distortion
Rectifier	●●●●	Full wave rectifier
Rectifier B	●●●●	Full wave rectifier
Reduce	●●●●●	Decimator
Ring Mod	●●●	Distorted ring modulation
Saturation 1	●●	Mild saturation
Saturation 2	●	Gentle saturation
Sine	●●●●●	Sine waveshaper
Soft Clip	●●●	Soft clipper
Soft Fold	●●●	Soft wave folder
Squarize	●●●●●	Infinite clipping. Transform the signal to a square-like shape
Tight	●●●	Tape-ish saturation
Warm	●●●	Warm soft saturation



# CHANGELOG

## v2.3 (Jul 2024)

- NEW: Updated Framework
- CHANGE: Algorithm Table List replaced by menu

## v2.2.1 (Aug 2023)

- FIX: UI not updating on some hosts
- BREAKING CHANGE: Minimum macOS version is now 10.13

## v2.2 (Jul 2023)

- NEW: Updated Framework
- NEW: CLAP plugin format
- NEW: AAX Native Silicon
- NEW: Bass Dist, Center Clipping, Squarize algorithms

## v2.1 (Mar 2022)

- FIX: Frequency shift when HQ mode is enabled
- BREAKING CHANGE: New plugin name (was The Abuser mkII)
- BREAKING CHANGE: GUI color changed

## v2.0 (Feb 2022)

- NEW: Updated framework
- NEW: Reworked GUI
- NEW: Persistent GUI settings (via Settings option)
- NEW: LF Cut parameter (before distortion)
- NEW: Bias parameter
- NEW: Input / Output / Mix controls
- NEW: Vector Toolbar
- NEW: Corner resizer
- NEW: More algorithms
- NEW: More presets
- NEW: Drag and Drop license file on registration window
- FIX: Improved Licenser and Online Activation
- CHANGE: Envelope Amount is now bipolar
- CHANGE: Feedback is now bipolar
- CHANGE: Fizz renamed as Hard/Soft Clip
- BREAKING CHANGE: Improved licenser requires a new activation

For older changes, please check the product page on our site.

## Audiority Srls – EULA (End-User License Agreement)

The software that accompanies this license is supplied under a license agreement. By installing this software you are agreeing to the Audiority License Agreement. If you do not agree with these terms, do not install the software. All software download purchases are non-refundable. However, if you haven't downloaded a license file (or used a redeem code), you may obtain a refund within 14 days through the dealer where you purchased the software, or if purchased at any of Audiority online stores, by contacting support@audiority.com.

The terms of this license agreement are as follows:

By installing the software, you confirm your acceptance of the Audiority Srls End User License Agreement.  
This is a revocable, non-exclusive, single-user License.

This End User License Agreement ("Agreement") is between Audiority Srls and you.

IMPORTANT – PLEASE READ THIS LICENSE AGREEMENT CAREFULLY BEFORE INSTALLING THIS SOFTWARE.

By using the Audiority Srls Software you accept these terms. The Audiority Srls Software may be distributed with software or components from third-parties ("Third-Party Software"). Use of Third-Party Software is also subject to the terms of this EULA.

### 1. Limited Use License.

The Software is licensed, not sold, by Audiority or its Third-Party Software suppliers ("Suppliers") to the original end user for use only on the terms set forth in the Agreement. If and only if your Software is purchased through a Audiority Authorized Dealer or Distributor, Audiority, as Licensor, grants you, as an end user Licensee, a non-exclusive license to use the Software (which includes computer software, updates and any bug fixes subsequently delivered and associated media, printed materials and "online" or electronic documentation).

### 2. Title.

The Software is owned by Audiority or its Suppliers as applicable, and is protected by copyright laws and international treaty provisions, as well as other intellectual property laws and treaties. Audiority (or its Suppliers, as applicable) retains title to and ownership of the Software and all copies, as well as any rights not specifically granted. This Agreement only gives you certain rights to use the Software and related documentation, which may be revoked if you do not follow these terms.

### 3. Limited Rights to Install and Use the Software.

#### (i) Permitted use and restrictions.

You may install the Software into the memory of no more than three computers for your internal business use or your own personal enjoyment, but may not redistribute or electronically transfer the Software to someone else's computer or operate it in a time-sharing or service-bureau operation.

#### (ii) Reverse engineering and copying limitations.

You may make one copy of the Software for backup purposes only (and replacement backup copies in the event of loss of or damage to a backup copy), provided you include all copyright notices contained on the original media on the backup copy. You may not modify, translate, adapt, reverse engineer, decompile, create other works from, or disassemble the Software or any portions thereof (except and to the extent that applicable law expressly permits reverse engineering, decompilation or disassembly). This includes, but it's not limited to, analytical captures, impulse responses, profiles and/or machine learning training/validation/prediction.

#### (iii) Technical limitations.

The Software may include technological measures that are designed to prevent or detect unlicensed use of the Software. Circumvention of these technological measures is prohibited, except and only to the extent that applicable law expressly permits, despite this limitation. Any attempt to circumvent technical limitations may render the Software or certain features unusable or unstable, and may prevent you from updating or upgrading the Software.

#### (iv) No reconfiguration.

The Software is licensed for installation and use only in the manner it was provided to you, as configured by an automated installation program provided with the Software, or as described in Audiority's Documentation. You may not separate the components contained in the Software or otherwise reconfigure the Software to circumvent technical limitations on the use of the Software or to otherwise exceed the scope of your license.

### 4. Export and Renting Restrictions.

You may not export, convey, rent, sublicense, or otherwise distribute the Software or any rights therein to any person or entity.

### 5. Feedback.

Audiority shall have a royalty-free, worldwide, transferable, sublicenseable, irrevocable, perpetual license to use or incorporate into the Software any suggestions, ideas, enhancement requests, feedback, recommendations or other information provided by You relating to the features, functionality or operation of the Software ("Feedback"); provided, however, that Audiority shall have no obligation to use or incorporate into the Software any Feedback, and You shall have no obligation to provide Feedback.

### 6. Registration Information.

Audiority uses named licenses for its products. When You activate the Software, Audiority may collect your name and email address and other contact information that You choose to provide ("Registration Information"). You agree to provide your real full name (or company name) to Audiority in order to comply with the requirements needed to generate such licenses. Audiority reserves all rights to terminate a license in any moment if the information provided are incorrect and/or fake (pseudonyms, anonymous or fake names like "John Doe" are not allowed) without any notice. You agree that Audiority may use this Registration Information to contact You regarding your purchase and to deliver notifications relative to your use of the Software. Audiority does not collect or retain any financial information from or about You (such as payment card information).

### 7. License Transfer.

Except if otherwise stated within this EULA, Licensee may resell the software to a third party or transfer the software permanently if the Licensee purchased the Software from any Audiority store or from any Audiority Dealer. Audiority reserves all rights to deny any requests for the transfer of this license, and may institute transfer fees and policies as it sees fit at the time of any request for the transfer of this license, if the Licensee purchased the license from another Licensee. By transferring a license, the third party agrees in writing with this EULA and Licensee ceases all use of the software, completely removes all installed copies of the software from its computer and – if the software was not purchased via download – deletes or transfers the original data storage to the third party (if Licensee is not obliged to a longer storage by law). NFR (not for resale) copies, including freeware products, free bonus products, and giveaway copies, cannot be resold. Following respective request from Licensee via its email address registered with Audiority, and payment of the Transfer Fee, the license file of the Product will be transferred by Audiority to the third party, and at the same time the registration of Licensee for the software purchased will be deleted. The current and updated

Transfer Fee can be found at this address <https://www.audiority.com/faq/#1509113035751-cec03c9c-5c77>

**8. Excluded Products.**

Audiority and its Suppliers give NO warranty for Software free of charge, including Software designated as "demo", "limited release," "pre-release," "loan," "beta" or "test." This Software is provided "AS IS."

**9. Limitation of Liability.**

AUDIORITY AND ITS SUPPLIERS SHALL HAVE NO LIABILITY TO YOU WHETHER IN CONTRACT, TORT, NEGLIGENCE OR PRODUCTS LIABILITY, FOR ANY CLAIM, LOSS, OR DAMAGE, INCLUDING BUT NOT LIMITED TO LOST PROFITS, LOSS OF USE, BUSINESS INTERRUPTION, LOST DATA, OR LOST FILES, OR FOR ANY INDIRECT, SPECIAL, INCIDENTAL OR CONSEQUENTIAL DAMAGES OF ANY KIND OR NATURE WHATSOEVER ARISING OUT OF OR IN CONNECTION WITH THE USE OF OR INABILITY TO USE THE SOFTWARE OR DOCUMENTATION, OR THE PERFORMANCE OR OPERATION OF THE SOFTWARE, EVEN IF AUDIORITY OR ITS SUPPLIERS HAS BEEN ADVISED OF THE POSSIBILITY OF SUCH DAMAGES. SOME STATES DO NOT ALLOW THE EXCLUSION OR LIMITATION OF INCIDENTAL OR CONSEQUENTIAL DAMAGES, SO THE ABOVE EXCLUSION OR LIMITATION MAY NOT APPLY TO YOU. IN NO EVENT SHALL AUDIORITY'S TOTAL LIABILITY TO YOU FOR ALL DAMAGES, LOSSES, AND CAUSES OF ACTION WHETHER IN CONTRACT, TORT (INCLUDING NEGLIGENCE) OR OTHERWISE EXCEED THE AMOUNTS RECEIVED FROM YOU FOR YOUR LICENSE OF THE SOFTWARE.

**10. Termination.**

To the extent permitted by law, and without prejudice to any other rights Audiority may have, Audiority may terminate your license if you materially breach these terms and conditions.

**11. Third-Party Software and Information.**

This EULA governs any Third-Party Software distributed by Audiority. Audiority may include information about third party products and services, including links to Web sites run by others. Audiority is not responsible for, and does not endorse or sponsor, this third-party information.

**12. Miscellaneous.**

This Agreement constitutes the entire agreement between the parties with respect to the use of the Software and Documentation, and supersedes all prior or contemporaneous understandings or agreements, written or oral, regarding such subject matter. No amendment to or modification of this Agreement will be binding unless in writing and signed by a duly authorized representative of Audiority.

Should you have any questions concerning this Agreement, please contact Audiority Srls at [info@audiority.com](mailto:info@audiority.com)

Copyright ©2010-2023 Audiority Srls. All rights reserved.

Last updated on Jan 25th, 2023

# Thank You

We wanna thank you for buying **Audiority Pyros** plugin.

We hope you will enjoy it as much as we did.

If you have any question, concerns, technical issues or even for just say 'Hello', get in touch with us at:

[info@audiority.com](mailto:info@audiority.com)

or checkout our site at [www.audiority.com](http://www.audiority.com)

Cheers,  
Luca

**Follow us on:**

[Facebook](#)

[YouTube](#)

[Instagram](#)

**Official Facebook Support:**

[Audiority Users](#)

**Audiority User Area: (registration is required to access the UA and download installers and license files)**

[Audiority User Area](#)

