


EPIC SOUNDLAB

SOUNDS AND FX FOR
FILM, TV & VIDEOGAMES

OCTAMORPH

SCAPEMORPHING SOUND DESIGN

#01 - FORGE EDITION



End User License Agreement

DISCLAIMER

THIS SOFTWARE IS PROVIDED BY THE COPYRIGHT HOLDERS AND CONTRIBUTORS "AS IS" AND ANY EXPRESS OR IMPLIED WARRANTIES, INCLUDING, BUT NOT LIMITED TO, THE IMPLIED WARRANTIES OF MERCHANTABILITY AND FITNESS FOR A PARTICULAR PURPOSE ARE DISCLAIMED. IN NO EVENT SHALL THE COPYRIGHT OWNER OR CONTRIBUTORS BE LIABLE FOR ANY DIRECT, INDIRECT, INCIDENTAL, SPECIAL, EXEMPLARY, OR CONSEQUENTIAL DAMAGES (INCLUDING, BUT NOT LIMITED TO, PROCUREMENT OF SUBSTITUTE GOODS OR SERVICES; LOSS OF USE, DATA, OR PROFITS; OR BUSINESS INTERRUPTION) HOWEVER CAUSED AND ON ANY THEORY OF LIABILITY, WHETHER IN CONTRACT, STRICT LIABILITY, OR TORT (INCLUDING NEGLIGENCE OR OTHERWISE) ARISING IN ANY WAY OUT OF THE USE OF THIS SOFTWARE, EVEN IF ADVISED OF THE POSSIBILITY OF SUCH DAMAGE.

EpicSoundLab.com is a sound marketplace owned by 'Progsounds di Luca Capozzi', furtherly mentioned as 'Progsounds'. This license agreement is applied on both Progsounds.com and EpicSoundLab.com products and services. By installing any Progsounds product you accept the following product license agreement:

1. License Grant:

The license for this product is granted only to a single user. All sounds and samples in this product are licensed, but not sold, to you by Progsounds di Luca Capozzi for commercial and non-commercial use in music, sound-effect, audio/video post-production, performance, broadcast or similar finished content-creation and production use. Progsounds allows you to use any of the sounds and samples in the library(s) you've purchased for commercial recordings without paying any additional license fees or providing source attribution to Progsounds. This license expressly forbids any unauthorized inclusion of content contained within this library, or any other Progsounds library, into any other sampled instrument or library of any kind, without our express written consent.

This license allows the use of the software and its samples for musical scores, trailers, library and production music as long as the software and its samples are used in a musical context. The use of the samples as sound effects is allowed for musical context, films and games.

This license also forbids the use of the software and its samples for the creation of new sample libraries, including but not limited to re-sampling, mixing, processing, isolating, or embedding into software or hardware of any kind.

Licenses cannot be transferred to another entity, without written consent of Progsounds di Luca Capozzi.

2. Rights:

Progsounds retains full copyright privileges and complete ownership of all recorded sounds, instrument programming, documentation and musical performances included in this product.

3. Refunds:

Downloaded libraries, patches and sounds can't be returned, so Progsounds can't provide refunds. Progsounds may choose to do so at its own discretion, but please be aware that as soon as you've downloaded it, you can't return it.

4. Responsibility:

Using this product and any supplied software is at the licensee's own risk. Progsounds holds no responsibility for any direct or indirect loss arising from any form of use of this product.

5. Terms:

This license agreement is effective from the moment the product is installed by any means. The license will remain in full effect until termination. The license is terminated if you break any of the terms or conditions of this agreement, or request a refund for any reason. Upon termination you agree to destroy all copies and contents of the product at your own expense.

6. Violation:

We don't use any form of DRM software, registration, license keys or other anti-piracy technology. That's also one of the reasons our prices are so low, even though it takes a long time to make these sounds. If you've done any sampling and the labor-intensive programming that comes with it, you know that it is very hard work. Remember, the more you support us, the more awesome libraries we can afford to make for you.

7. Free releases:

All Progsounds libraries and sounds are subject to the license agreement specified above (1-6). All Progsounds free releases are subject to the same license agreement unless specified otherwise.

Octamorph FE (Forge Edition)

produced by Epic SoundLab, March 2015.

Octamorph is an 8 layers cross-morphing instrument and sound design tool for building complex soundscapes, morphing drones, shapeshifting risers and much more.

Buy this product now and get full refund on crossgrade to The Forge

Credits

Concept, recording, editing, programming and scripting by Luca Capozzi

Custom graphic user interface design by Luca Capozzi

Published under Epic SoundLab brand by Progsounds by Luca Capozzi

Copyright © 2015 – Progsounds by Luca Capozzi – All rights reserved.

Specifications

8 Layers

XY Radar Monitor

Manual Axis Controls

2 Scripted LFOs

9 Waveforms per LFO

LFO Relative position

LFO Bias

Scripted Riser Engine

Loop/One-Shot mode

LUFS Normalized Samples

Doppler

Resonator

Equalizer

IR Reverb

Preset Scrambler

TouchOSC and Lemur Templates

Note: Full version of Native Instruments Kontakt 5.1+ is required. Free Kontakt Player is not supported.

Installation

Uncompress the downloaded .rar file in your favourite Sample Libraries folder. Kontakt patches are stored in Instruments folder. Please, remember to keep both files and folder structures or Kontakt will pop-up an error message asking for missing files. In that case, all samples are stored into Samples folder.

If you don't have any program to handle .rar archives, here's a couple of links:

[WinRAR for Microsoft Windows](#)

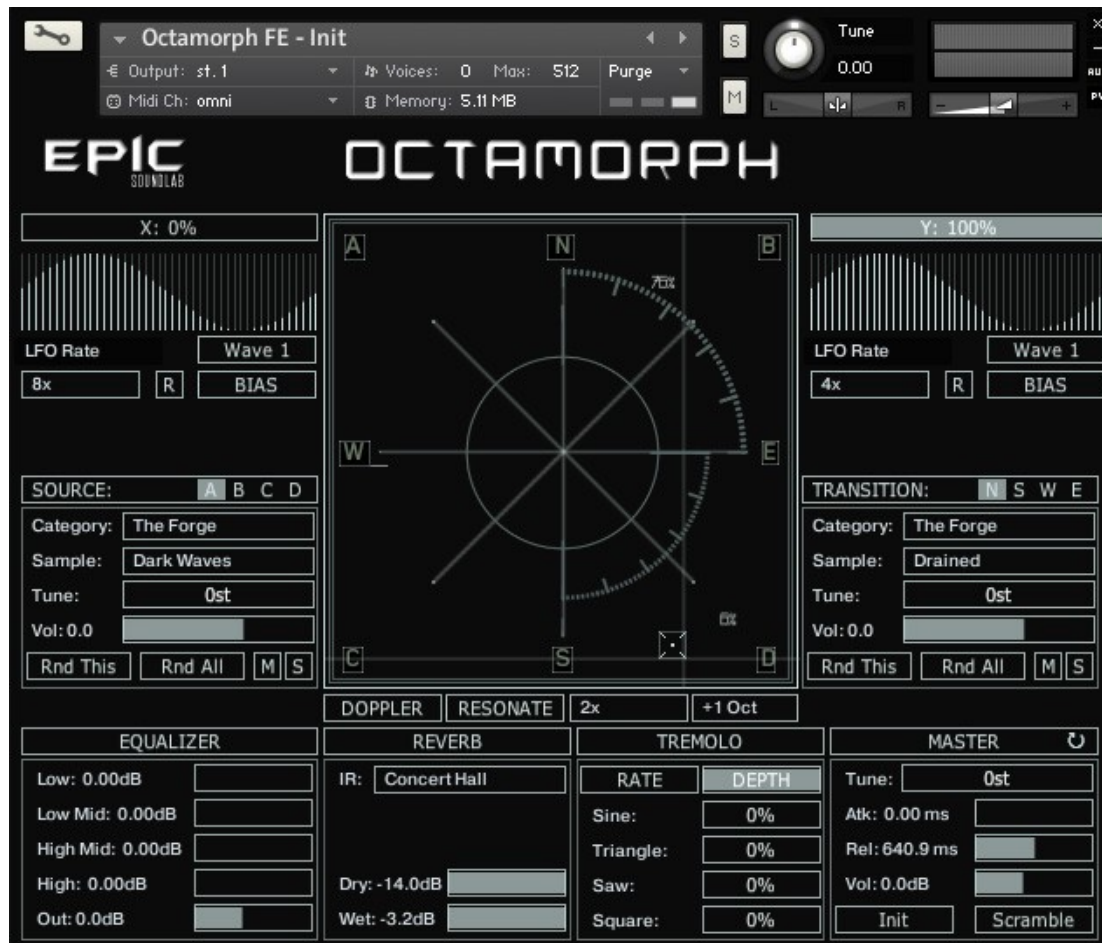
[UnRarX for Mac OSX](#)

You need **FULL** version of Kontakt 5.1 or higher in order to properly load this library. Kontakt Player is **not supported**.

You can use the Files or Database tabs to load our .nki files. Since this is a standard open-format library, you cannot load it under Library tab of Kontakt browser. This section will only load locked "Powered by Kontakt" libraries and the "Add Library" command will not work with this product.

We recommend that you have at least 2GB of RAM, a dual-core CPU and a fast hard drive (7200rpm SATA II or higher) before purchasing this or any sampled Epic SoundLab product.

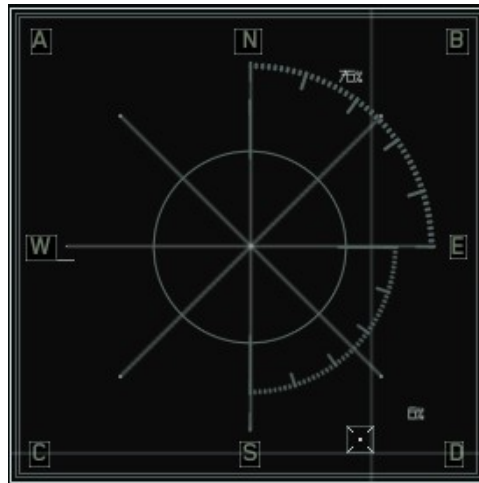
USER INTERFACE



Octamorph FE user interface is built to give you full access to all the features of the library in a single screen. The core function of Octamorph is to build complex sounds starting from 8 sound sources, each one assigned to a coordinate in an XY plane. Each axis can be controlled both manually (by using the big X and Y sliders) or via dedicated scripted tempo synced LFOs. Each LFO features 9 hardcoded waveforms that can be modified by the BIAS slider. The main XY Radar Monitor works as a reference for the current position of both axis and, when the **Scripted Riser Engine** is engaged, as a reference for the riser/downer pitch position. Samples are divided in two main groups called SOURCE and TRANSITION. Sources are mapped to the corners of XY plane, while Transitions to the cardinal points. In this “lite” version of Octamorph, both Sources and Transitions share the same sample set from **The Forge**. The **Scripted Riser Engine** is dedicated to build risers and downers by pitching up/down the current mix up to 4 octaves. The result mix of sounds can be further processed by a selection of effects such a Doppler, a Resonator, a 4 band equalizer, a reverb and a tremolo/gater.

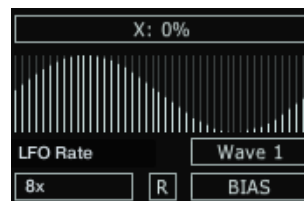
If you have a tablet, you can use our basic templates for TouchOSC or Lemur to fully enjoy Octamorph morphing experience.

XY RADAR MONITOR



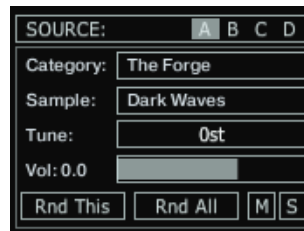
The **XY Radar Monitor** shows the current position of both axis. When the **Scripted Riser Engine** is engaged, a radar animation will show you the current build progression according to the host tempo and the selected rate.

AXIS AND SCRIPTED LFOs



Each one of the two axis can be controlled by a dedicated section featuring a **Manual Slider** or a tempo synced **Scripted LFO**. Each one of the two Scripted LFOs feature 9 waveforms that can be further modified by tweaking the BIAS slider. The LFO speed rate ranges from 16x to 1/4th. When you select "Manual" from the LFO Rate menu, the position of the current axis is controlled by the slider above the LFO table. This slider is bypassed when you select a Rate. By activating the Relative Position button (labeled "R"), the LFO start position is tied to the Manual slider and the peak values is at +/- 50%. Let's say you set X to 0% and R button is on: the X axis will move up to 50% of its range (until the middle of the Radar Monitor) and then goes back. Furthermore, when R button is engaged, the start point will be retriggered at each new note.

SOURCES AND TRANSITIONS



Octamorph FE samples are divided in two main groups called SOURCE and TRANSITION. Sources are mapped to the corners of XY plane, while Transitions to the cardinal points. In this “lite” version of Octamorph, both Sources and Transitions shares the same sample set. Each layer can be tuned up or down 4 octaves, with independent volume control, muted or soloed. You can also randomize the current layer by clicking “Rnd This” button, or the whole section using “Rnd All” button.

A note on Octamorph samples: in order to achieve a smooth transition between the sounds, all samples has been normalized at -16 LUFS. If you are new to this, LUFS is a new audio level measurement unit based on perceived loudness. In this way, all the samples will be perceived at the same level making the transition between sounds really smooth. We suggest to change the layer volume only if strictly needed.

DOPPLER, RESONATOR AND SCRIPTED RISER ENGINE

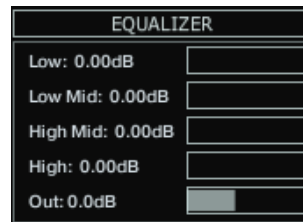


Below the **Radar Monitor** you'll find a set of additional parameters. Taking advantage of the bi-dimensional nature of **Octamorph** we can use the **Doppler** create dissonant scary textures or fly-bys. XY axis controls the sound shift, while increasing the Doppler slider will make the effect more dramatic resulting in total silence when the Y axis is on the bottom part of the Radar Monitor and a wider pitch shift when moving along the X axis.

The **Resonate** effect passes the signal through a very short feedback delay line, resulting in a tuned resonant tone. The slider controls the resonator pitch.

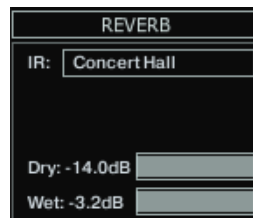
The last two menus control the **Scripted Riser Engine** rate and octaves. We created a tempo synced linear envelope generator that is used to create complex cinematic risers and downers. **Scripted Riser Engine** rate ranges from 8x to 1/4th. Once the Envelope is engaged, you'll have a visual reference of current position via the Radar Monitor.

EQUALIZER



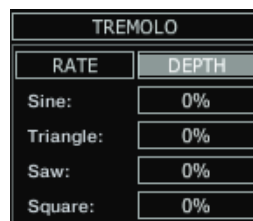
A simple, yet effective, four band equalizer. **Low** and **High** are shelf type, while **Low Mid** and **High Mid** are bell type. Corner frequencies are, respectively, 160Hz, 700Hz, 2kHz and 7.5kHz

REVERB



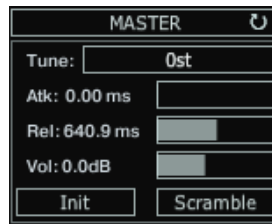
The **Reverb** section features a selection of natural and designed reverberant spaces. You can control both Dry and Wet signal level independently.

TREMOLO / GATER



The **Tremolo** section features a tempo synced tremolo that could be also used as a rhythmic gater. You can mix up to four different waveforms using each of the four bipolar sliders available. By setting a negative value, the waveform phase will be inverted. The Tremolo rate ranges from 1/4th up to 1/256th.

MASTER



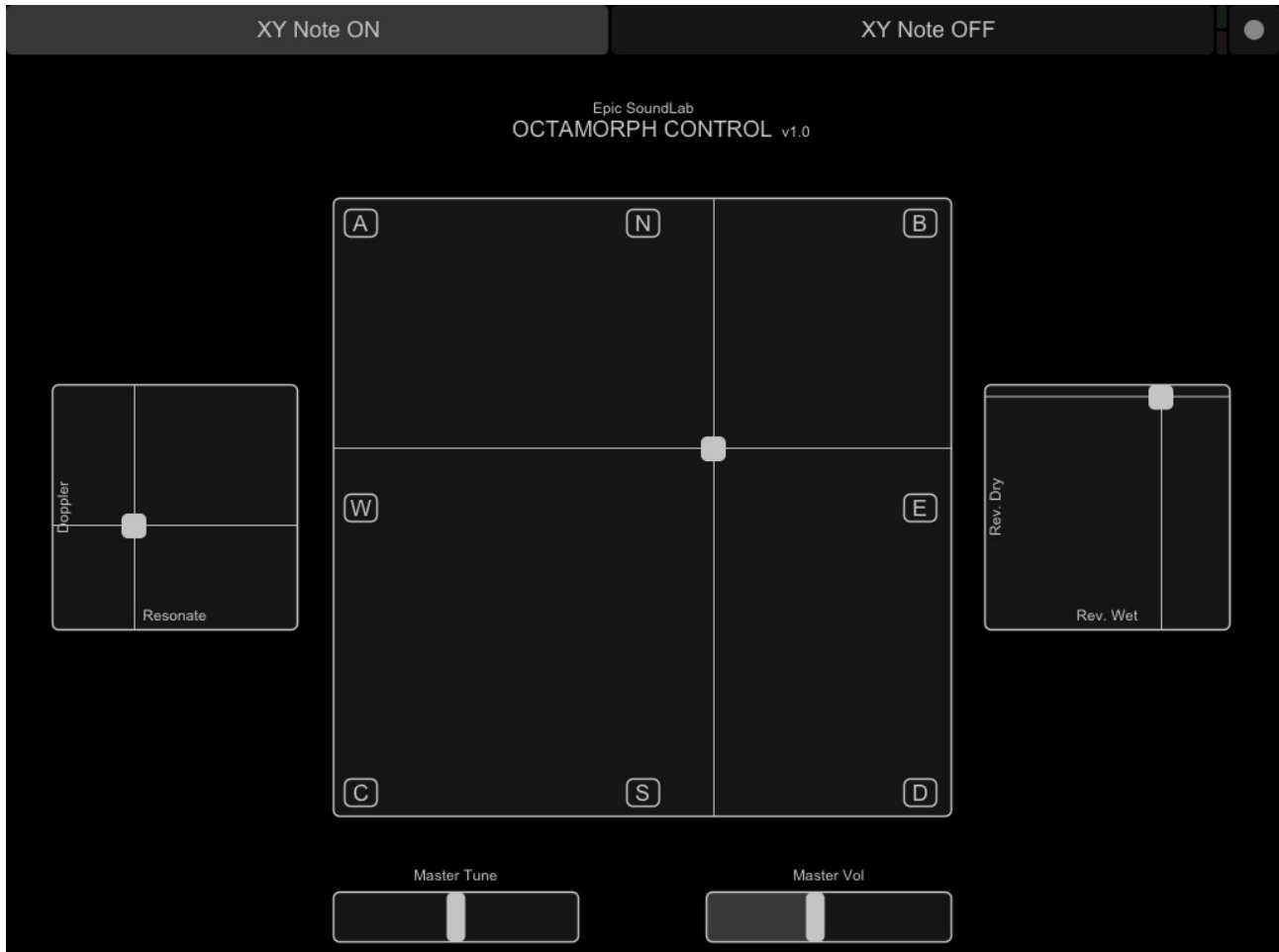
The **Master** section features global instrument controls. In this section you can transpose the instrument up/down 4 octaves, control the overall volume Attack and Release and the gain level. You can also reset the instrument to its default state by using the Init button. To prevent accidental resets, you must hold your CTRL (or Cmd, for Macs) and click the button in order to have the program to initialize. The Scramble button will randomize both LFO sections, the sample selection for all 8 layers and the Resonate parameter. This will provide you an easy way to create new presets without having something totally random.

At far end of the Master label, there's a little Mode button. You can switch between **Loop** and **One Shot**. Loop Mode is the default and natural behaviour of the instrument, with all LFOs oscillating forever. **One Shot** mode acts differently according if the Scripted Riser Engine is engaged or not. If the Scripted Riser Engine is engaged, the LFOs will stop along with the end of the Envelope curve. If the Scripted Riser Engine is not engaged, each LFO will last for one cycle. In any case, if **One Shot** mode is selected, the LFO start position will be retriggered at each new note.

One Shot Mode Behaviour	
Scripted Riser Engine ON	Both LFO stops when the Envelope curve ends
Scripted Riser Engine OFF	Each LFO last for a single cycle

TOUCHOSC BASIC TEMPLATE

Octamorph FE comes with two basic templates for TouchOSC and Lemur apps to control some of the key parameters in realtime.



TouchOSC template features two almost identical pages. In the first page, when you touch the main XY pad, a C3 note is played along with the axis coordinates. This page is very useful for Fly-Bys. On page two, the note can be played by touching the "HOLD" button in the bottom left corner of the screen. This page is very useful for live performance. On both pages you can control Doppler, Resonate, Reverb, Master Tune and Master Volume parameters.

LEMUR BASIC TEMPLATE



Lemur template is almost the same. Touch the button “HOLD” to play a C3 note.

MIDI Chart

Some of core Octamorph FE parameters are mapped to MIDI CC numbers. You can assign them to other CC# from Kontakt Automation page.

- CC# 20:** Slider Y
- CC# 21:** Slider X
- CC# 24:** Doppler
- CC# 25:** Resonate
- CC# 26:** Reverb Dry
- CC# 27:** Reverb Wet
- CC# 89:** Master Tune
- CC# 90:** Master Volume

INSTRUMENTS

Octamorph FE comes with 100 presets in 6 categories.

CATEGORIES:

Complex Risers

Risers with complex morphing motions. Good as additional layers to build epic risers.

Drones

Morphing soundscapes and drones. The core section of Octamorph.

Fly-Bys

Examples of Fly-bys made using the Doppler feature

Rhythmic

Morphing rhythmic drones.

Rhythmic Risers

Gated and rhythmic enhanced risers

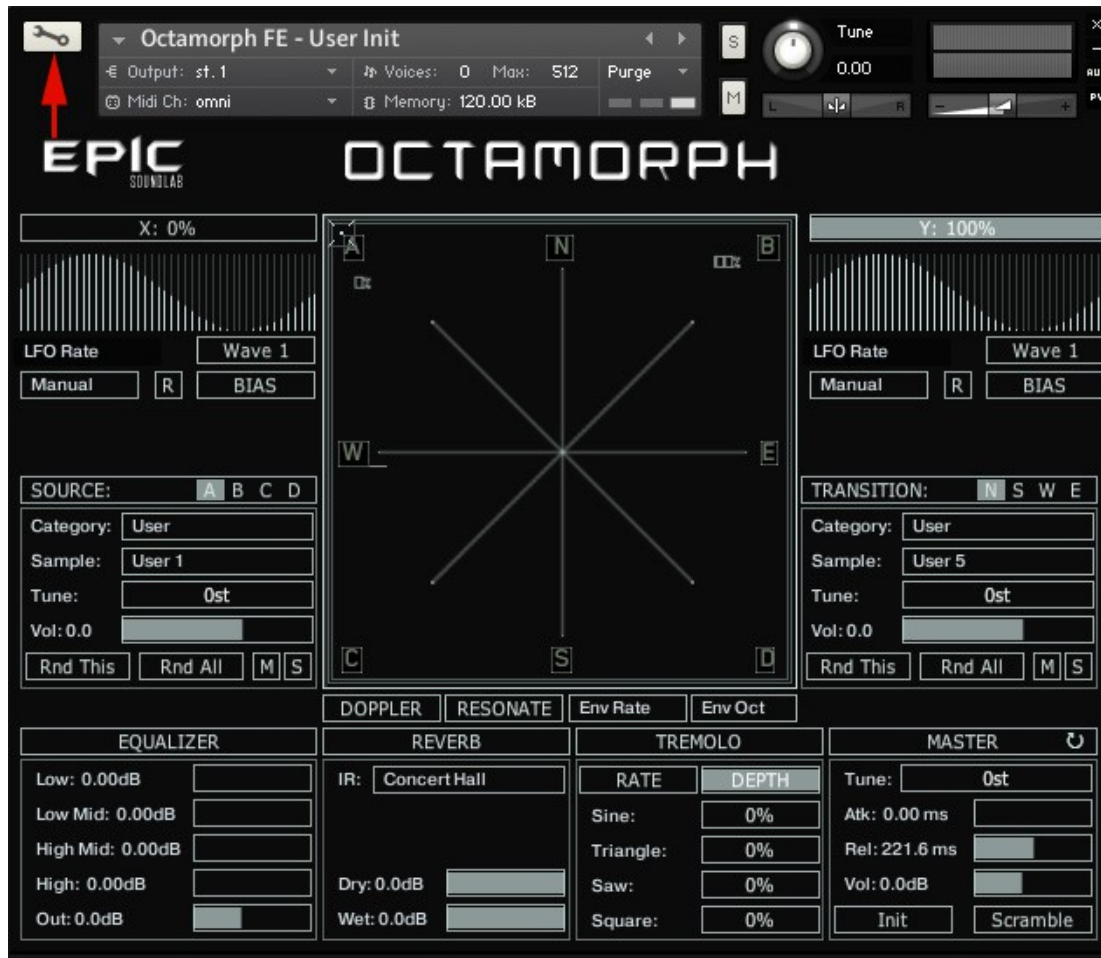
Simple Risers

Manually controlled morphing risers. Use X and Y sliders to morph sounds.

WORKING WITH YOUR OWN SAMPLES

In the “Instruments” folder of Octamorph, you'll find a “User Init” nki file. This is the file you must use as a starting point to work with your own samples. The User Init instrument can load up to 32 samples.

- 1) Open the NKI file and click on the wrench icon.



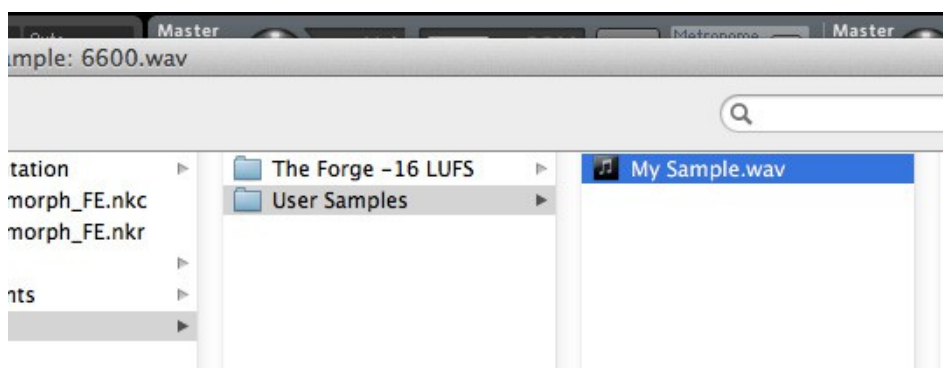
2) The User Init file contains a single sample mapped only to Group A. We need to map all the samples as single velocity layer spread across the whole key range.



3) Right click on the mapped sample and select “Exchange Sample” from the menu.



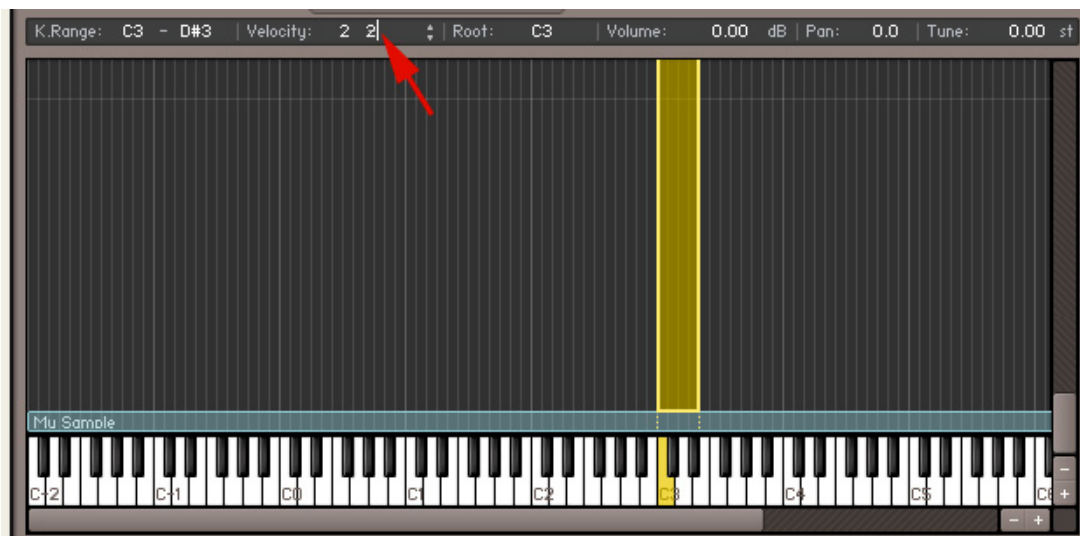
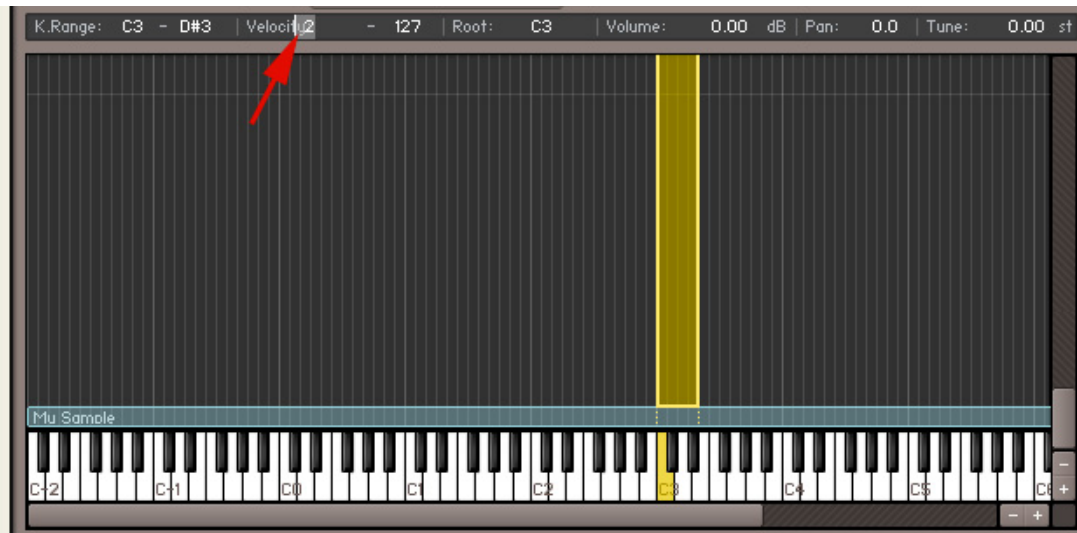
4) This action will open a browser. Select your sample from the list and click “Open”. We suggest to place your samples to the “User Samples” folder in Octamorph Samples directory.



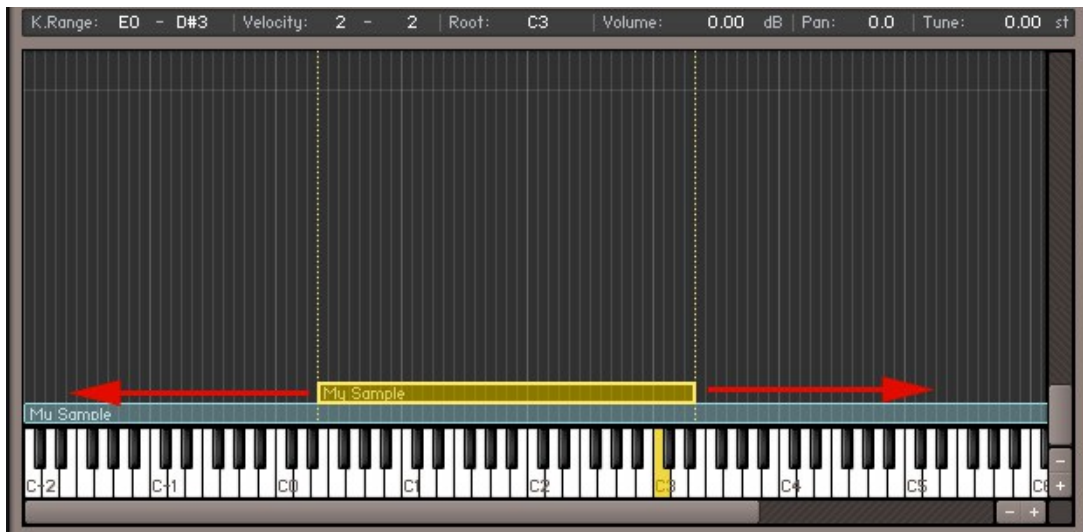
5) Keep placing your samples by dragging them to the Mapping Editor.



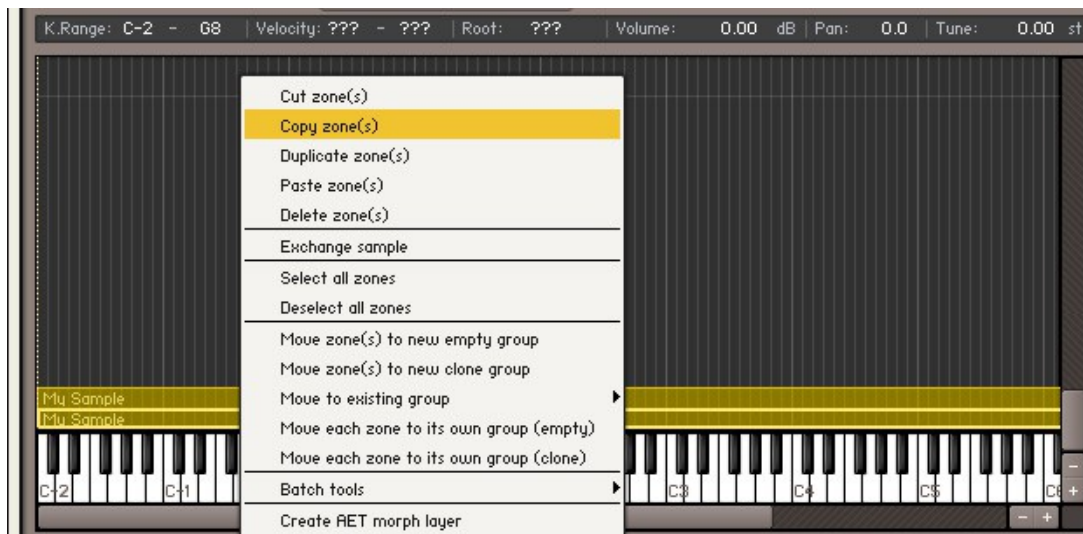
6) Change the velocity parameters so that the sample will fit just above the previous. In this example, we'll set "2" for both Low and High velocity parameters.



7) Drag the edges of the zone to both lowest and highest key.



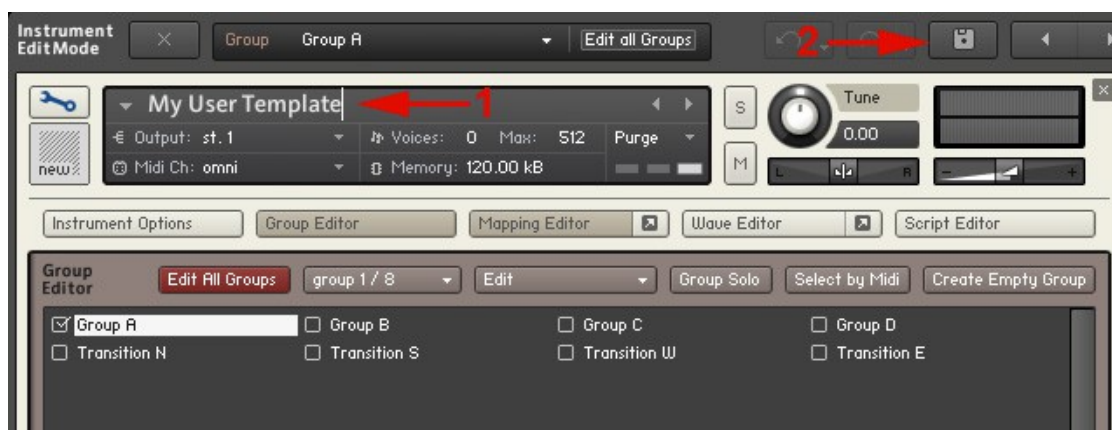
8) Once mapped all the samples, select all the zones. Right click on the selection and select “Copy Zones”



9) Select the next group (Group B in this example) and then, in the Mapping Editor area, right click and select “Paste Zones”.



10) Repeat Step 9 for all the groups. Rename your instrument and save it. Now you can use this as a template for your own Octamorph presets. We suggest to save all the user instruments in the “Instruments – User” folder.



Thank You

We wanna thank you for buying **Epic SoundLab Octamorph Forge Edition** sample library.

We hope you will enjoy it as much as we did.

If you have any question, concerns, technical issues or even for just say 'Hello', get in touch with us at:

info@epicsoundlab.com

or checkout our site at www.epicsoundlab.com

Cheers,
Luca

Follow us on:

[Facebook](#)

[Twitter](#)

[SoundCloud](#)

[YouTube](#)

